

Sales Market

East Oxford

Chancellors

As part of our customer service promise, we invest time and energy into helping our clients make informed decisions. Our market reports take an analytical approach in presenting latest insight on the UK property market, with a more detailed focus on the East Oxford market. Talk to us to learn more.



WASIM AFSAR | SALES MANAGER

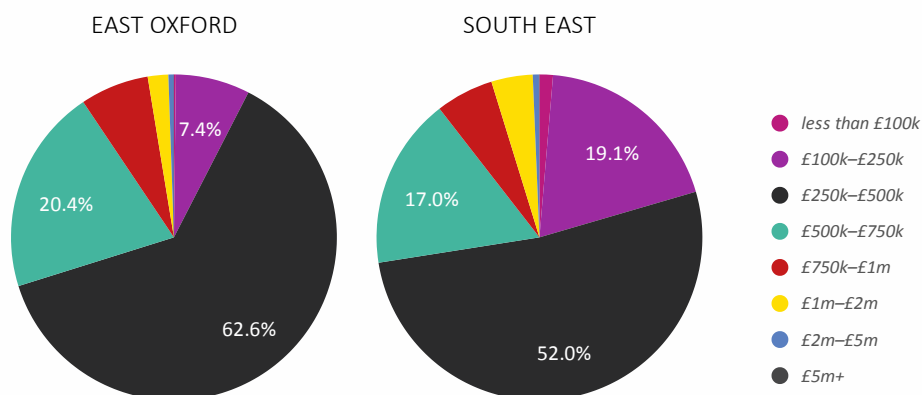
East Oxford | Sales Prices

SALES BY PROPERTY TYPE

	Detached	Semi-detached	Terraced	Flat/Apartment
Number of sales last 12 months	38	176	204	125
Average price achieved last 12 months	£706,294	£439,565	£468,030	£291,412
Average price change per square foot				
1 year	2.3%	3.2%	0.5%	10.6%
5 years	17.6%	15.9%	16.8%	8.3%
10 years	66.4%	58.6%	51.3%	32%

Source: Dataloft by PriceHubble, Land Registry, MHCLG

SALES BY PRICE BAND OVER THE LAST 12 MONTHS



Source: Dataloft by PriceHubble, Land Registry, MHCLG

Local Summary

Over the last 12 months the average sales price in **East Oxford** was **£422,826**. The average price on a per square foot basis was **£477**.

The highest value recorded by the Land Registry over the past 12 months was **£1,404,200** for a flat and **£4,530,000** for a house.

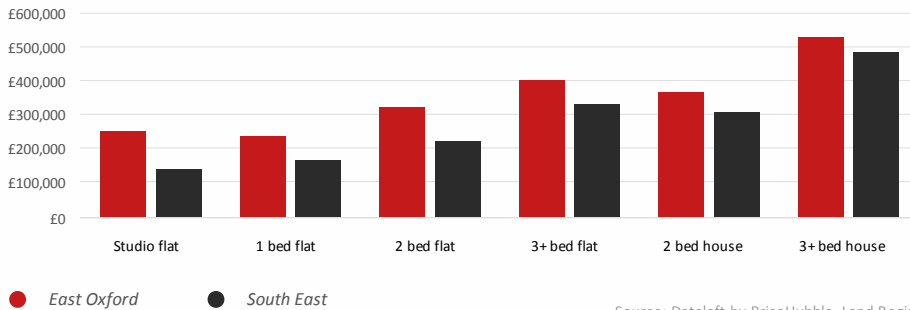
Sales Market

East Oxford

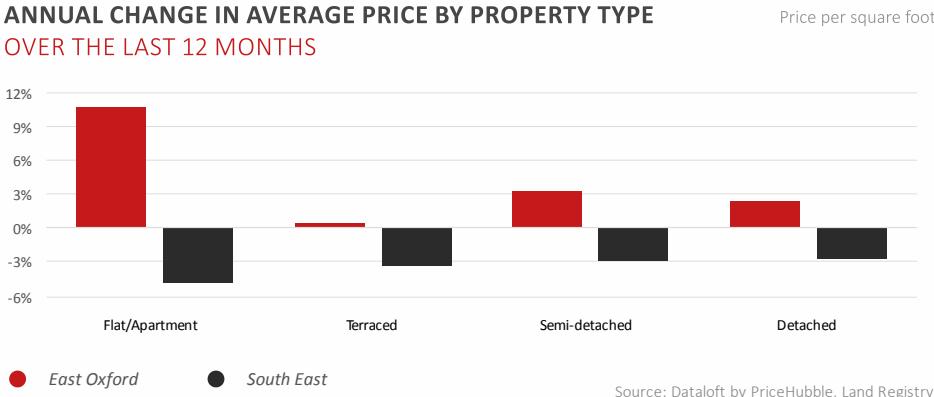
Chancellors

East Oxford | Sales Prices

AVERAGE PRICES BY BEDROOM OVER THE LAST 12 MONTHS



ANNUAL CHANGE IN AVERAGE PRICE BY PROPERTY TYPE OVER THE LAST 12 MONTHS



KEY MARKET METRICS OVER THE LAST 12 MONTHS

	Average Values	Change [%]	Number of Transactions	Change [%]
East Oxford	£422,826	3.9%	543	-25%
South East	£373,579	-3.2%	91,342	-35.4%
England & Wales	£269,743	-3.1%	574,707	-34.4%

Source: Dataloft by PriceHubble, Land Registry, MHCLG

National Market

House prices

Over the last 12 months the average sales price in East Oxford was **£422,826**. the total value of sales was **£231m**.

Economy

The Bank of England held interest rates at 5% in September, with an expectation that they may be cut in November.

Transactions

There were 90,630 transactions in July, a 5% rise compared to a year earlier (HMRC).

Demand

There were 61,985 mortgage approvals in July which is 26% higher than a year ago (Bank of England).

Investment

The number of homes available for rent remains a quarter (24%) below the pre-pandemic average (Hometrack).

Want to Know More?



WASIM AFSAR

Sales Manager

01865819921

eastoxford.sales@chancellors.co.uk

chancellors.co.uk

215 Cowley Road, Oxford, OX4 1XF

We'd love to hear from you at our branch. Get in touch!

