

Lettings Market

East Oxford

Chancellors





As part of our customer service promise, we invest time and energy into helping our clients make informed decisions. Our market reports take an analytical approach in presenting latest insight on the UK property market, with a more detailed focus on the East Oxford market. Talk to us to learn more.



OLIVIA BARRY | LETTINGS DIRECTOR

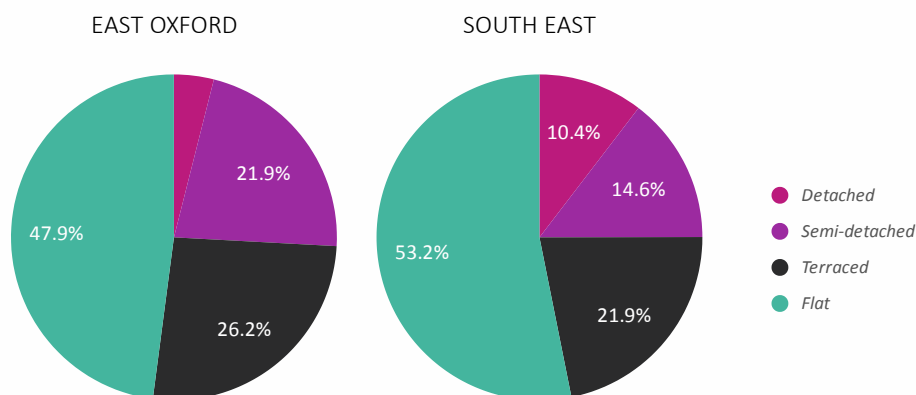
East Oxford | Lettings Prices

LETS BY PROPERTY TYPE

	Detached	Semi-detached	Terraced	Flat/Apartment
Proportion of lets last 12 months	 3.9%	 21.9%	 26.2%	 47.9%
Average price achieved last 12 months	£1,594	£1,897	£1,546	£1,508
Average price change per square foot				
1 year	-10.6%	-1.3%	-12%	5.9%
3 years	59.3%	13.3%	-3.6%	28.4%
6 years	22.8%	40.7%	6.9%	31.6%

Source: Dataloft Rental Market Analytics by PriceHubble

PROFILE OF HOMES LET OVER THE LAST 12 MONTHS



Source: Dataloft Rental Market Analytics by PriceHubble

Local Summary

Over the last 12 months the average rent achieved for homes let in East Oxford was £1,596 per month. This is a -1% change on the previous 12 month period.

48% of homes let in the past 12 months were flats, achieving an average rental value of £1,508 per month. Houses achieved an average rent of £1,687 per month.

— of renters are aged between 40 and 49.

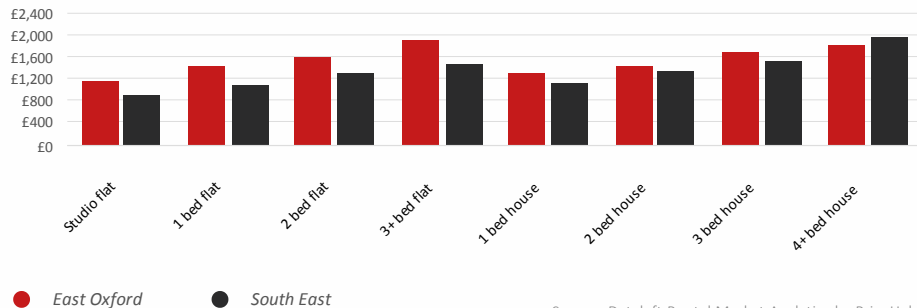
Lettings Market

East Oxford

Chancellors

East Oxford | Lettings Prices

AVERAGE MONTHLY RENT BY BEDROOM OVER THE LAST 12 MONTHS



Source: Dataloft Rental Market Analytics by PriceHubble

National Market

Rental market

The average UK rent fell by -0.3% in October to £1,327, 3.4% higher than the same time last year (HomeLet).

The average amount of income that UK renters spent on their rent in September was 32.6%, unchanged from August (HomeLet).

Average void periods lengthened from 15 days in September to 19 days in October - an increase of 27% (Goodlord).

Economy

The Bank of England has reduced interest rates to 4.75%, down from 5%. This marks the second cut since 2020.

Monthly GDP is estimated to have grown by 0.2% in August, after showing no growth in July (ONS).

CPI inflation rose by 1.7% in the 12 months to September, down from 2.2% in August (ONS).

EAST OXFORD GROSS YIELDS

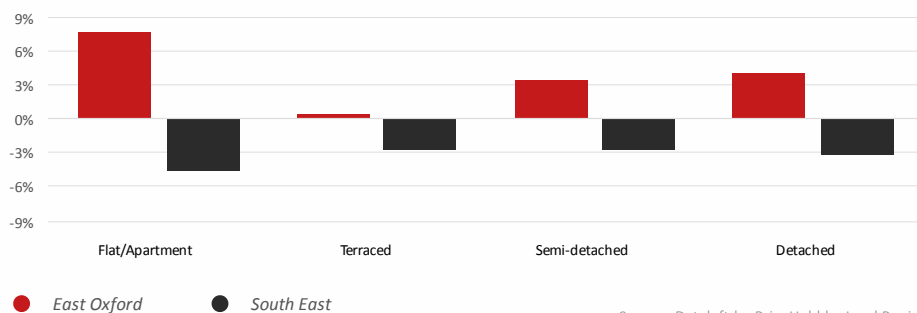
OVER THE LAST 12 MONTHS AVERAGE

All properties **4.9%** Flats **6.4%** Houses **4%**

East Oxford | Sales and Prices

ANNUAL CHANGE IN AVERAGE PRICE BY PROPERTY TYPE OVER THE LAST 12 MONTHS

Price per square foot



Source: Dataloft by PriceHubble, Land Registry

Want to Know More?



OLIVIA BARRY

Lettings Director

01865634285

eastoxford.lettings@chancellors.co.uk

chancellors.co.uk

215 Cowley Road, Oxford, OX4 1XF

We'd love to hear from you at our branch. Get in touch!

