

Sales Market

Surbiton

Chancellors

As part of our customer service promise, we invest time and energy into helping our clients make informed decisions. Our market reports take an analytical approach in presenting latest insight on the UK property market, with a more detailed focus on the Surbiton market. Talk to us to learn more.



GARY ALLEN | SALES CLIENT MANAGER

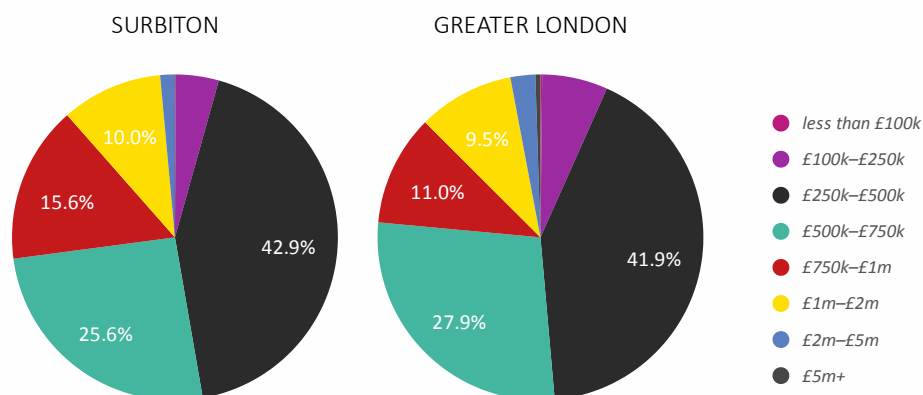
Surbiton | Sales Prices

SALES BY PROPERTY TYPE

	Detached	Semi-detached	Terraced	Flat/Apartment
Number of sales last 12 months	117	319	298	510
Average price achieved last 12 months	£1,113,658	£722,630	£594,705	£375,210
Average price change per square foot				
1 year	-7.5%	-0.3%	-1%	2.9%
5 years	9.5%	13.8%	12.2%	0.2%
10 years	31.2%	36.9%	35.4%	17.7%

Source: Dataloft by PriceHubble, Land Registry, MHCLG

SALES BY PRICE BAND OVER THE LAST 12 MONTHS



Source: Dataloft by PriceHubble, Land Registry, MHCLG

Local Summary

Over the last 12 months the average sales price in **Surbiton** was **£543,216**. The average price on a per square foot basis was **£609**.

The highest value recorded by the Land Registry over the past 12 months was **£1,200,000** for a flat and **£4,997,000** for a house.

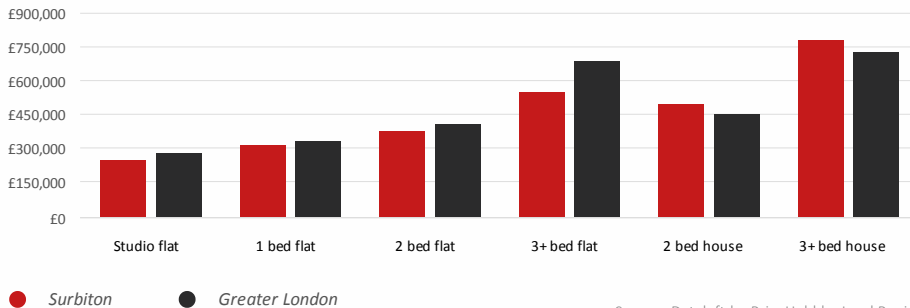
Sales Market

Surbiton

Chancellors

Surbiton | Sales Prices

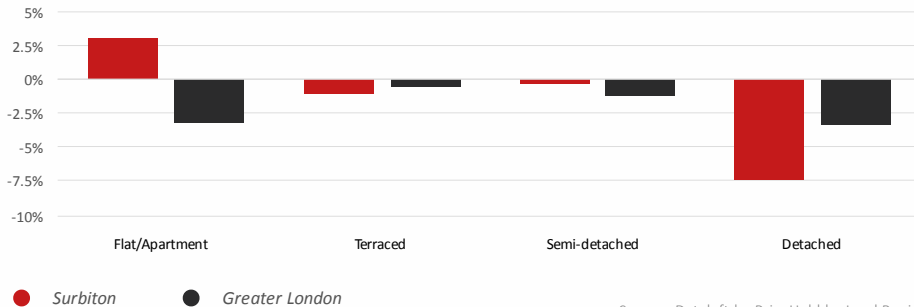
AVERAGE PRICES BY BEDROOM OVER THE LAST 12 MONTHS



Source: Dataloft by PriceHubble, Land Registry

ANNUAL CHANGE IN AVERAGE PRICE BY PROPERTY TYPE OVER THE LAST 12 MONTHS

Price per square foot



Source: Dataloft by PriceHubble, Land Registry

KEY MARKET METRICS OVER THE LAST 12 MONTHS

	Average Values	Change [%]	Number of Transactions	Change [%]
Surbiton	£543,216	-0.5%	1,244	-16.5%
Greater London	£537,832	-2.6%	69,867	-24.5%
England & Wales	£271,882	-1.1%	627,581	-23.6%

Source: Dataloft by PriceHubble, Land Registry, MHCLG

National Market

House prices

Over the last 12 months the average sales price in Surbiton was **£543,216**. the total value of sales was **£722m**.

Economy

The Bank of England has kept interest rates on hold at 4.75% in the final MPC meeting of 2024.

Transactions

There were 92,640 transactions in November, a 12.9% rise compared to a year earlier (HMRC).

Demand

There were 65,720 mortgage approvals in November which is 31% higher than a year ago (Bank of England).

Investment

Average void periods remained at 21 days in December (Goodlord).

Want to Know More?



GARY ALLEN
Sales Client Manager

02039359918
surbiton.sales@chancellors.co.uk
chancellors.co.uk
1-5 St Mark's Hill, Surbiton, KT6 4LH

We'd love to hear from you at our branch. Get in touch!

