


Lettings Market

East Oxford

Chancellors

As part of our customer service promise, we invest time and energy into helping our clients make informed decisions. Our market reports take an analytical approach in presenting latest insight on the UK property market, with a more detailed focus on the East Oxford market. Talk to us to learn more.



OLIVIA BARRY | LETTINGS DIRECTOR

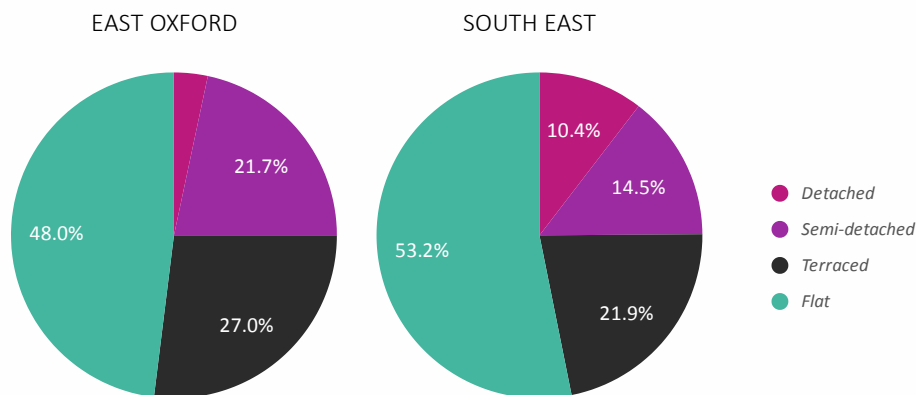
East Oxford | Lettings Prices

LETS BY PROPERTY TYPE

| | Detached | Semi-detached | Terraced | Flat/Apartment |
|--|----------|---------------|----------|----------------|
| Proportion of lets last 12 months | 3.3% | 21.7% | 27% | 48% |
| Average price achieved last 12 months | £1,338 | £1,824 | £1,543 | £1,474 |
| Average price change per square foot | | | | |
| 1 year | -22% | -10.5% | -8.8% | 1.9% |
| 3 years | 35.6% | 5.6% | -0.1% | 24.6% |
| 6 years | 5% | 30.7% | 11.8% | 29.5% |

Source: Dataloft Rental Market Analytics by PriceHubble

PROFILE OF HOMES LET OVER THE LAST 12 MONTHS



Source: Dataloft Rental Market Analytics by PriceHubble

Local Summary

Over the last 12 months the average rent achieved for homes let in East Oxford was £1,557 per month. This is a -5% change on the previous 12 month period.

48% of homes let in the past 12 months were flats, achieving an average rental value of £1,474 per month. Houses achieved an average rent of £1,644 per month.

— of renters are aged between 40 and 49.

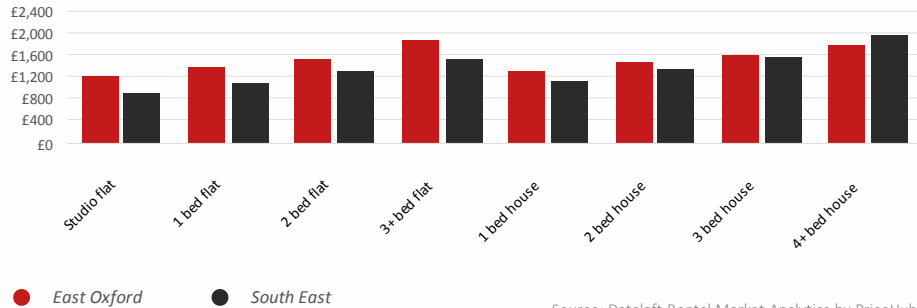
Lettings Market

East Oxford

Chancellors

East Oxford | Lettings Prices

AVERAGE MONTHLY RENT BY BEDROOM OVER THE LAST 12 MONTHS



Source: Dataloft Rental Market Analytics by PriceHubble

National Market

Rental market

Average void periods remained at 21 days in December (Goodlord).

Rents for new lets are forecast to increase by 4% over 2025 (Hometrack).

The average rent in December was £1,284, 1.8% lower than November and 1.3% higher year on year (HomeLet).

Economy

The Bank of England has kept interest rates on hold at 4.75% in the final MPC meeting of 2024.

Monthly GDP is estimated to have fallen by 0.1% in October, following a fall of 0.1% in September (ONS).

CPI inflation rose by 2.6% in the year to November, up from 2.3% in October (ONS).

EAST OXFORD GROSS YIELDS

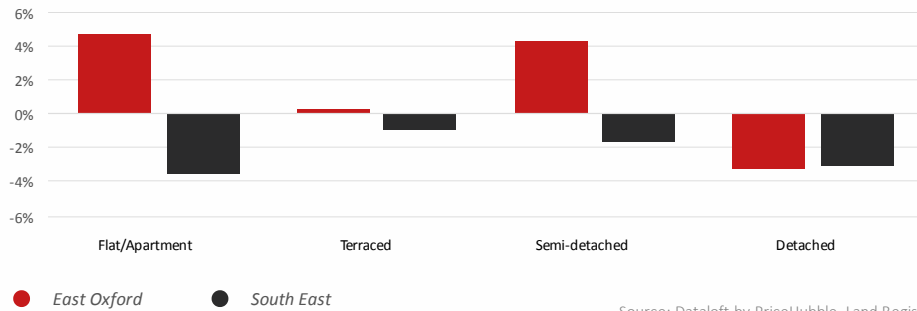
OVER THE LAST 12 MONTHS AVERAGE

All properties **5%** Flats **6.5%** Houses **4%**

East Oxford | Sales and Prices

ANNUAL CHANGE IN AVERAGE PRICE BY PROPERTY TYPE OVER THE LAST 12 MONTHS

Price per square foot



Source: Dataloft by PriceHubble, Land Registry

Want to Know More?



OLIVIA BARRY

Lettings Director

01865634285

eastoxford.lettings@chancellors.co.uk

chancellors.co.uk

215 Cowley Road, Oxford, OX4 1XF

We'd love to hear from you at our branch. Get in touch!

