

Sales Market

Hay on Wye

Chancellors

As part of our customer service promise, we invest time and energy into helping our clients make informed decisions. Our market reports take an analytical approach in presenting latest insight on the UK property market, with a more detailed focus on the Hay on Wye market. Talk to us to learn more.



CHRIS DORSETT | SALES MANAGER

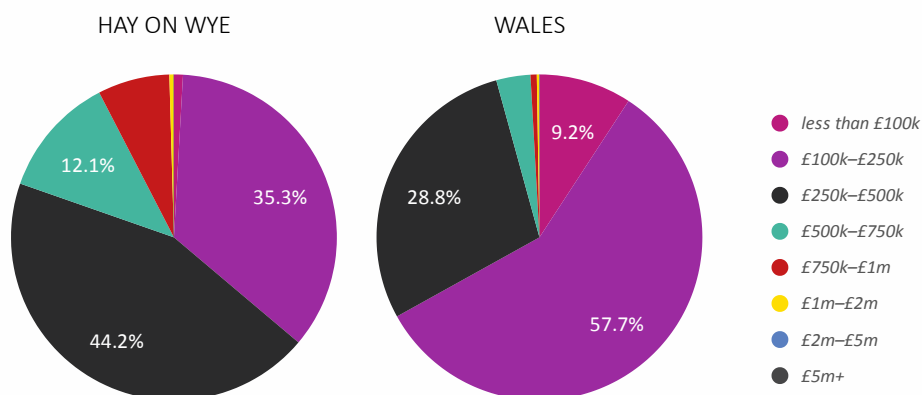
Hay on Wye | Sales Prices

SALES BY PROPERTY TYPE

	Detached	Semi-detached	Terraced	Flat/Apartment
Number of sales last 12 months	104	55	55	10
Average price achieved last 12 months	£426,087	£276,353	£229,858	£163,379
Average price change per square foot				
1 year	0.2%	0.6%	3.7%	1.3%
5 years	35.5%	26.5%	36.9%	-0.6%
10 years	48%	51.9%	65.4%	9.1%

Source: Dataloft by PriceHubble, Land Registry, MHCLG

SALES BY PRICE BAND OVER THE LAST 12 MONTHS



Source: Dataloft by PriceHubble, Land Registry, MHCLG

Local Summary

Over the last 12 months the average sales price in **Hay on Wye** was **£314,080**. The average price on a per square foot basis was **£274**.

The highest value recorded by the Land Registry over the past 12 months was **£465,000** for a flat and **£1,015,000** for a house.

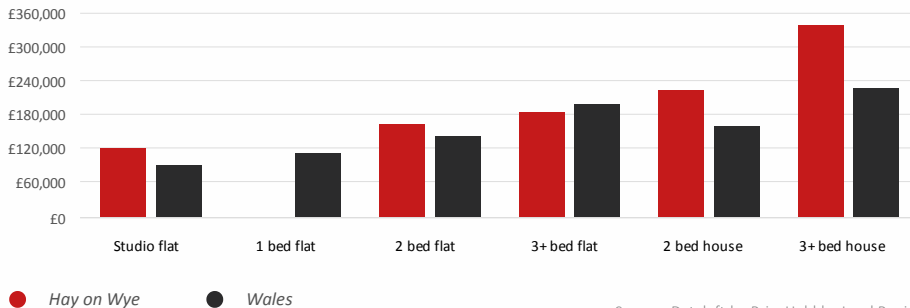
Sales Market

Hay on Wye

Chancellors

Hay on Wye | Sales Prices

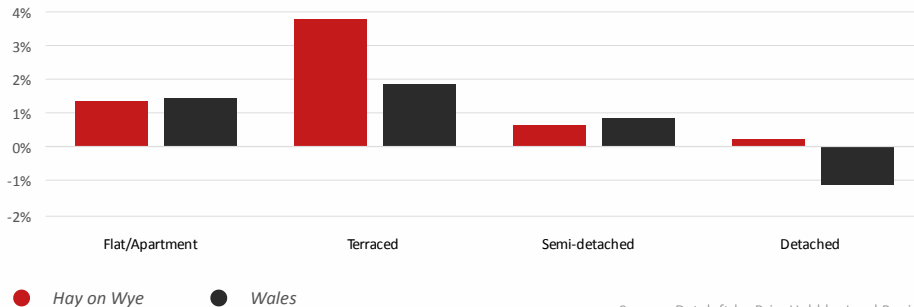
AVERAGE PRICES BY BEDROOM OVER THE LAST 12 MONTHS



Source: Dataloft by PriceHubble, Land Registry

ANNUAL CHANGE IN AVERAGE PRICE BY PROPERTY TYPE OVER THE LAST 12 MONTHS

Price per square foot



Source: Dataloft by PriceHubble, Land Registry

KEY MARKET METRICS OVER THE LAST 12 MONTHS

	Average Values	Change [%]	Number of Transactions	Change [%]
Hay on Wye	€314,080	0.5%	224	-8.6%
Wales	€197,813	0.7%	32,118	-21.1%
England & Wales	€273,060	-0.2%	627,980	-21.8%

Source: Dataloft by PriceHubble, Land Registry, MHCLG

National Market

House prices

Over the last 12 months the average sales price in Hay on Wye was **€314,080**. the total value of sales was **€73.3m**.

Economy

The Bank of England has cut interest rates from 4.75% to 4.5% - the lowest base rate since June 2023.

Transactions

There were 96,330 transactions in December, a 18.7% rise compared to a year earlier (HMRC).

Demand

There were 66,526 mortgage approvals in December which is 28% higher than a year ago (Bank of England).

Investment

Average void periods remained at 21 days in December (Goodlord).

Want to Know More?



CHRIS DORSETT

Sales Manager

01497828263

hayonwye.sales@chancellors.co.uk

chancellors.co.uk

16a Castle Street, Hay-On-Wye, Hereford, HR3

5DF

We'd love to hear from you at our branch. Get in touch!

