

Lettings Market

Surbiton

Chancellors

As part of our customer service promise, we invest time and energy into helping our clients make informed decisions. Our market reports take an analytical approach in presenting latest insight on the UK property market, with a more detailed focus on the Surbiton market. Talk to us to learn more.



MARCOS ARELLANO | LETTINGS MANAGER

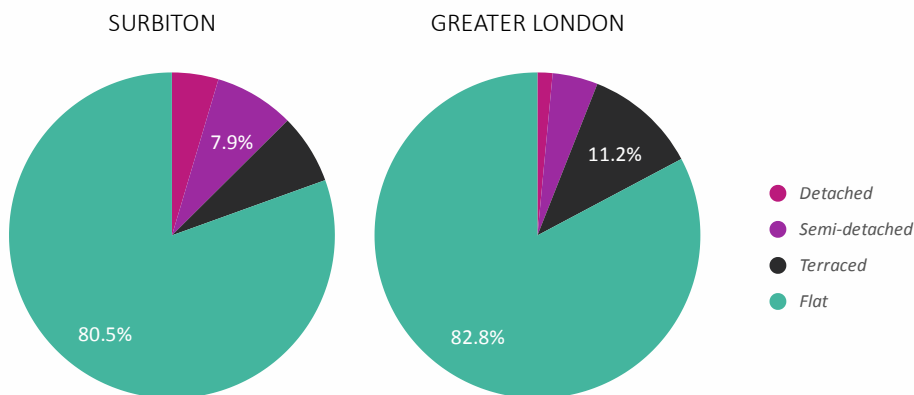
Surbiton | Lettings Prices

LETS BY PROPERTY TYPE

	Detached	Semi-detached	Terraced	Flat/Apartment
Proportion of lets last 12 months	4.6%	7.9%	7%	80.5%
Average price achieved last 12 months	£3,247	£2,374	£2,230	£1,522
Average price change per square foot				
1 year	9.3%	4.2%	6.2%	-5.3%
3 years	22.4%	22%	25.6%	15.1%
6 years	43.7%	30.2%	35.8%	25%

Source: Dataloft Rental Market Analytics by PriceHubble

PROFILE OF HOMES LET OVER THE LAST 12 MONTHS



Source: Dataloft Rental Market Analytics by PriceHubble

Local Summary

Over the last 12 months the average rent achieved for homes let in Surbiton was £1,668 per month. This is a -2% change on the previous 12 month period.

80% of homes let in the past 12 months were flats, achieving an average rental value of £1,522 per month. Houses achieved an average rent of £2,500 per month.

— of renters are aged between 40 and 49.

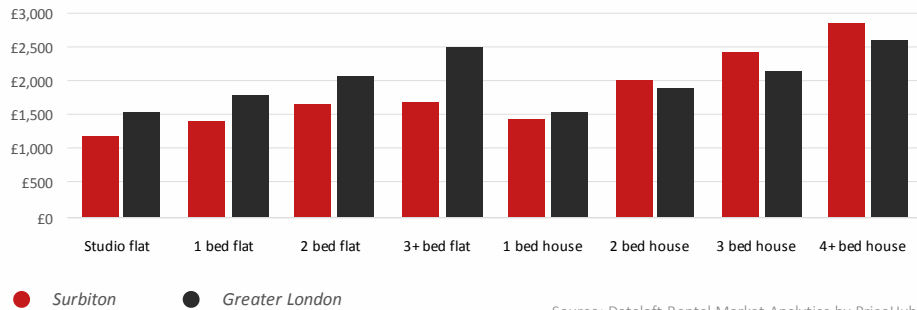
Lettings Market

Surbiton

Chancellors

Surbiton | Lettings Prices

AVERAGE MONTHLY RENT BY BEDROOM OVER THE LAST 12 MONTHS



National Market

Rental market

Average void periods remained at 21 days in December (Goodlord).

Rents for new lets are forecast to increase by 4% over 2025 (Hometrack).

The average rent in January was £1,271, 1.0% lower than December and 0.9% higher year on year (HomeLet).

Economy

The Bank of England has cut interest rates from 4.75% to 4.5% - the lowest base rate since June 2023.

Monthly GDP is estimated to have fallen by 0.1% in October, following a fall of 0.1% in September (ONS).

CPI inflation rose by 2.5% in the 12 months to December 2024, down from 2.6% in November. (ONS).

SURBITON GROSS YIELDS

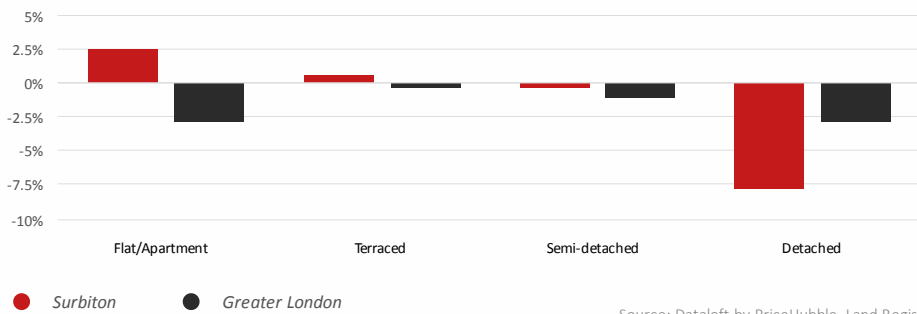
OVER THE LAST 12 MONTHS AVERAGE

All properties **4.7%** Flats **5%** Houses **4.2%**

Surbiton | Sales and Prices

ANNUAL CHANGE IN AVERAGE PRICE BY PROPERTY TYPE OVER THE LAST 12 MONTHS

Price per square foot



Want to Know More?



MARCOS ARELLANO

Lettings Manager

02036218371

surbiton.lettings@chancellors.co.uk

chancellors.co.uk

1-5 St Mark's Hill, Surbiton, KT6 4LH

We'd love to hear from you at our branch. Get in touch!

