

Sales Market

East Oxford

Chancellors

As part of our customer service promise, we invest time and energy into helping our clients make informed decisions. Our market reports take an analytical approach in presenting latest insight on the UK property market, with a more detailed focus on the East Oxford market. Talk to us to learn more.

WASIM AFSAR | SALES MANAGER

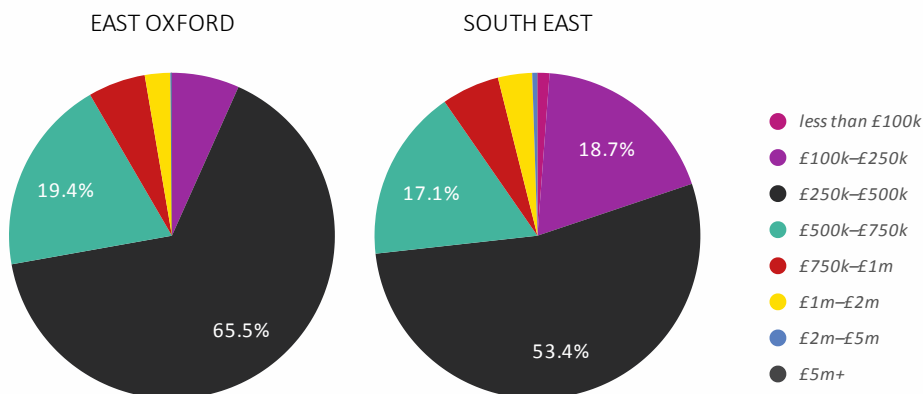
East Oxford | Sales Prices

SALES BY PROPERTY TYPE

	Detached	Semi-detached	Terraced	Flat/Apartment
Number of sales last 12 months	53	180	231	133
Average price achieved last 12 months	£616,666	£439,577	£455,617	£298,800
Average price change per square foot				
1 year	-5.1%	5.5%	1.8%	8.3%
5 years	13.5%	15.2%	20.9%	8.6%
10 years	48.5%	49.5%	46.2%	24.7%

Source: DataLoft by PriceHubble, Land Registry, MHCLG

SALES BY PRICE BAND OVER THE LAST 12 MONTHS



Source: DataLoft by PriceHubble, Land Registry, MHCLG

Local Summary

Over the last 12 months the average sales price in **East Oxford** was **£423,114**. The average price on a per square foot basis was **£482**.

The highest value recorded by the Land Registry over the past 12 months was **£1,829,996** for a flat and **£2,150,000** for a house.

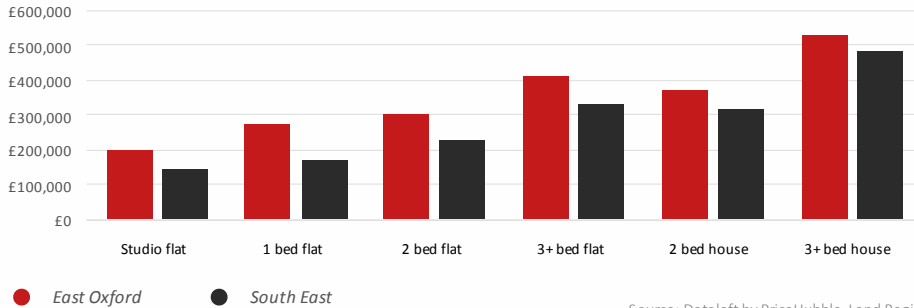
Sales Market

East Oxford

Chancellors

East Oxford | Sales Prices

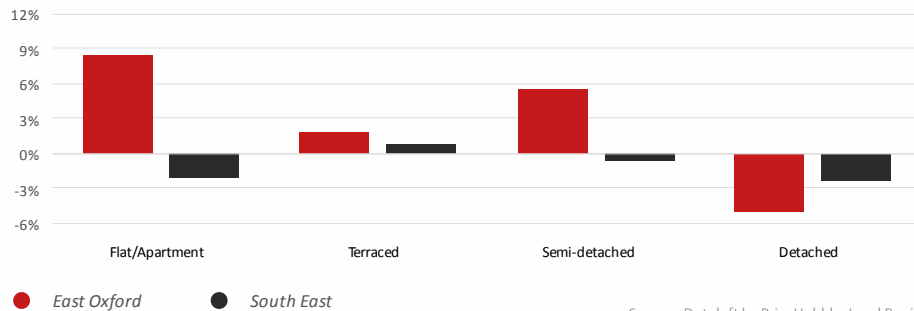
AVERAGE PRICES BY BEDROOM OVER THE LAST 12 MONTHS



Source: DataLoft by PriceHubble, Land Registry

ANNUAL CHANGE IN AVERAGE PRICE BY PROPERTY TYPE OVER THE LAST 12 MONTHS

Price per square foot



Source: DataLoft by PriceHubble, Land Registry

KEY MARKET METRICS OVER THE LAST 12 MONTHS

	Average Values	Change [%]	Number of Transactions	Change [%]
East Oxford	£423,114	4.2%	597	-4.6%
South East	£373,769	-0.7%	102,978	-16.8%
England & Wales	£274,945	0.5%	641,321	-18.6%

Source: DataLoft by PriceHubble, Land Registry, MHCLG

National Market

House prices

Over the last 12 months the average sales price in East Oxford was **£423,114**. The total value of sales was **£258m**.

Economy

The Bank of England has cut interest rates from 4.75% to 4.5%- the lowest base rate since June 2023.

Transactions

There were 95,110 transactions in January, a 14.4% rise compared to a year earlier (HMRC).


Demand

There were 66,189 mortgage approvals in January which is 18% higher than a year ago (Bank of England).

Investment

Average void periods shortened from 24 days in January to 20 days in February (Goodlord).

Want to Know More?



WASIM AFSAR
Sales Manager

01865819921
eastoxford.sales@chancellors.co.uk
chancellors.co.uk
215 Cowley Road, Oxford, OX4 1XF

We'd love to hear from you at our branch. Get in touch!

