

Lettings Market

East Oxford

Chancellors

As part of our customer service promise, we invest time and energy into helping our clients make informed decisions. Our market reports take an analytical approach in presenting latest insight on the UK property market, with a more detailed focus on the East Oxford market. Talk to us to learn more.

OLIVIA BARRY | LETTINGS DIRECTOR

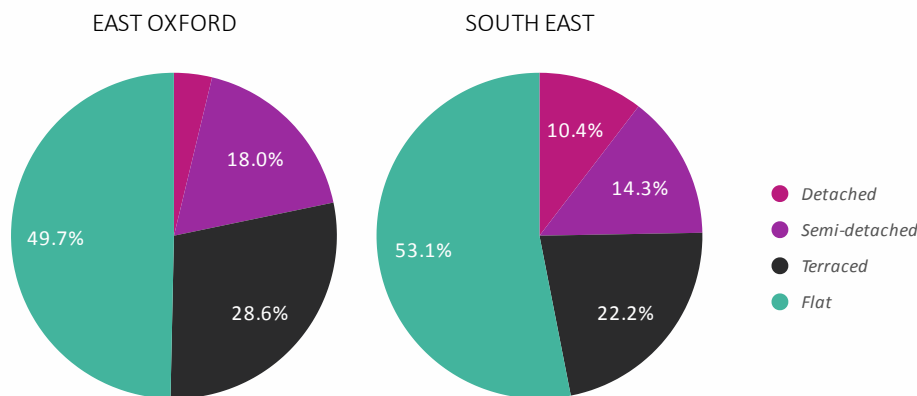
East Oxford | Lettings Prices

LETS BY PROPERTY TYPE

	Detached	Semi-detached	Terraced	Flat/Apartment
Proportion of lets last 12 months	3.8%	18%	28.6%	49.7%
Average price achieved last 12 months	£1,322	£1,566	£1,586	£1,487
Average price change per square foot				
1 year	-36.2%	-20.8%	-4.9%	3.9%
3 years	-1.1%	-5.1%	1.8%	26.7%
6 years	-5.3%	23%	13.4%	32.3%

Source: Dataloft Rental Market Analytics by PriceHubble

PROFILE OF HOMES LET OVER THE LAST 12 MONTHS



Source: Dataloft Rental Market Analytics by PriceHubble

Local Summary

Over the last 12 months the average rent achieved for homes let in East Oxford was £1,521 per month. This is a -5% change on the previous 12 month period.

50% of homes let in the past 12 months were flats, achieving an average rental value of £1,487 per month. Houses achieved an average rent of £1,560 per month.

— of renters are aged between 40 and 49.

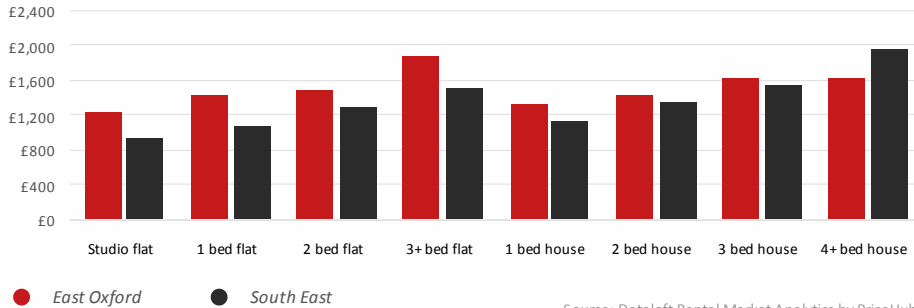
Lettings Market

East Oxford

Chancellors

East Oxford | Lettings Prices

AVERAGE MONTHLY RENT BY BEDROOM OVER THE LAST 12 MONTHS



National Market

Rental market

Average void periods shortened from 24 days in January to 20 days in February (Goodlord).

Rents are forecast to increase by 3-4% over 2025 as slower growth in large cities is offset by faster growth in more affordable markets (Zoopla).

The average rent in February was £1,275, up 1.0% year on year (HomeLet).

Economy

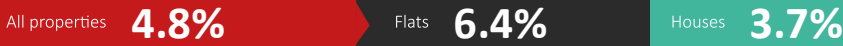
The Bank of England has cut interest rates from 4.75% to 4.5% - the lowest base rate since June 2023.

Monthly GDP is estimated to have grown by 0.4% in December 2024, following growth of 0.1% in November (ONS).

CPI inflation rose by 3.0% in the 12 months to January 2025, up from 2.5% in December (ONS).

EAST OXFORD GROSS YIELDS

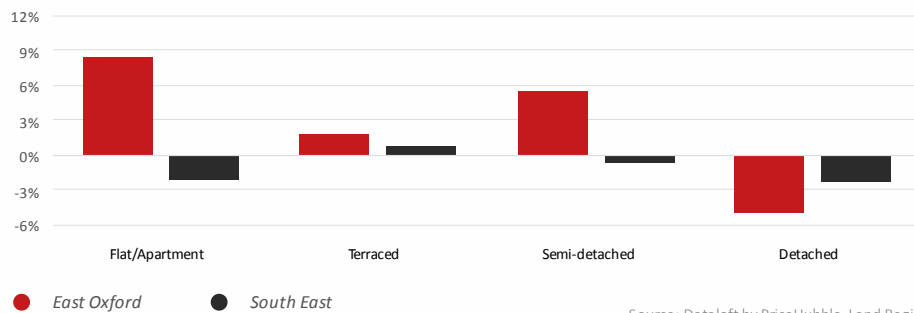
OVER THE LAST 12 MONTHS AVERAGE



East Oxford | Sales and Prices

ANNUAL CHANGE IN AVERAGE PRICE BY PROPERTY TYPE OVER THE LAST 12 MONTHS

Price per square foot



Want to Know More?

OLIVIA BARRY
Lettings Director

01865634285
eastoxford.lettings@chancellors.co.uk
chancellors.co.uk
215 Cowley Road, Oxford, OX4 1XF

We'd love to hear from you at our branch. Get in touch!

