

Lettings Market

Ascot





Chancellors

As part of our customer service promise, we invest time and energy into helping our clients make informed decisions. Our market reports take an analytical approach in presenting latest insight on the UK property market, with a more detailed focus on the Ascot market. Talk to us to learn more.

HAZEM MOHAMMED-HUSSIN | SENIOR LETTINGS MANAGER

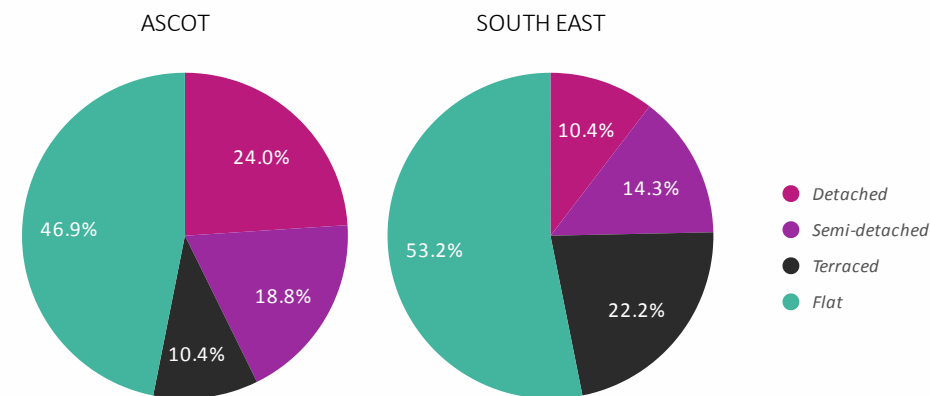
Ascot | Lettings Prices

LETS BY PROPERTY TYPE

| | Detached | Semi-detached | Terraced | Flat/Apartment |
|---------------------------------------|-----------------------------------------------------------------------------------|-----------------------------------------------------------------------------------|------------------------------------------------------------------------------------|-------------------------------------------------------------------------------------|
| |  |  |  |  |
| Proportion of lets last 12 months | 24% | 18.8% | 10.4% | 46.9% |
| Average price achieved last 12 months | £4,312 | £2,610 | £2,415 | £1,856 |
| Average price change per square foot | | | | |
| 1 year | -7.6% | -7.9% | -6.3% | -0.7% |
| 3 years | 0.4% | 13.6% | 18% | 14.8% |
| 6 years | 22.7% | 36.3% | 22.6% | 29.6% |

Source: Dataloft Rental Market Analytics by PriceHubble

PROFILE OF HOMES LET OVER THE LAST 12 MONTHS



Source: Dataloft Rental Market Analytics by PriceHubble

Local Summary

Over the last 12 months the average rent achieved for homes let in Ascot was £2,489 per month. This is a -4% change on the previous 12 month period.

47% of homes let in the past 12 months were flats, achieving an average rental value of £1,856 per month. Houses achieved an average rent of £3,224 per month.

— of renters are aged between 40 and 49.

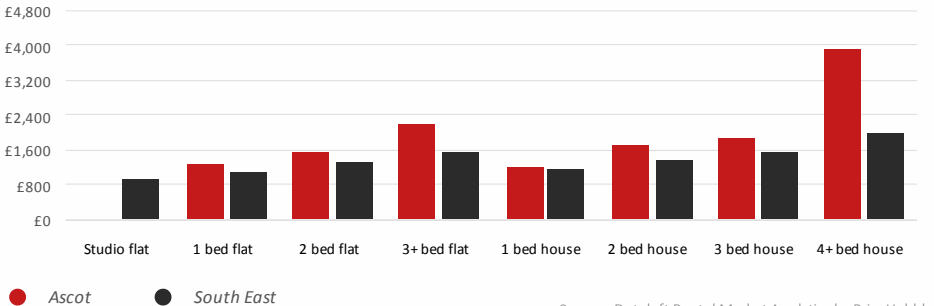
Lettings Market

Ascot

Chancellors

Ascot | Lettings Prices

AVERAGE MONTHLY RENT BY BEDROOM OVER THE LAST 12 MONTHS



National Market

Rental market

Average void periods shortened from 24 days in January to 20 days in February (Goodlord).

Rents are forecast to increase by 3-4% over 2025 as slower growth in large cities is offset by faster growth in more affordable markets (Zoopla).

The average rent in February was £1,275, up 1.0% year on year (HomeLet).

Economy

The Bank of England have held interest rates at 4.5% in its second meeting of the year, amid persistent inflation.

Monthly GDP is estimated to have fallen by 0.1% in January 2025, after growth of 0.4% in December (ONS).

CPI inflation rose by 2.8% in the 12 months to February, down from 3.0% in January (ONS).

ASCOT GROSS YIELDS

OVER THE LAST 12 MONTHS AVERAGE

All properties **4.7%**

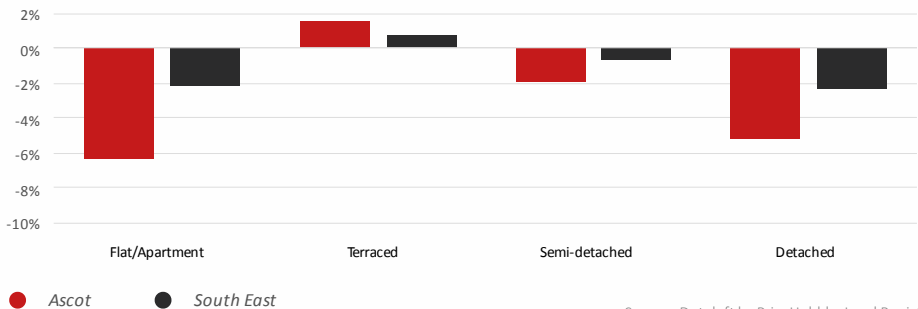
Flats **5.5%**

Houses **4.5%**

Ascot | Sales and Prices

ANNUAL CHANGE IN AVERAGE PRICE BY PROPERTY TYPE OVER THE LAST 12 MONTHS

Price per square foot



Want to Know More?

HAZEM MOHAMMED-HUSSIN
Senior Lettings Manager

01344377351
ascot.lettings@chancellors.co.uk
chancellors.co.uk
31 High Street, Ascot, SL5 7HG

We'd love to hear from you at our branch. Get in touch!

