

Sales Market

Hay on Wye

Chancellors

As part of our customer service promise, we invest time and energy into helping our clients make informed decisions. Our market reports take an analytical approach in presenting latest insight on the UK property market, with a more detailed focus on the Hay on Wye market. Talk to us to learn more.



CHRIS DORSETT | SALES MANAGER

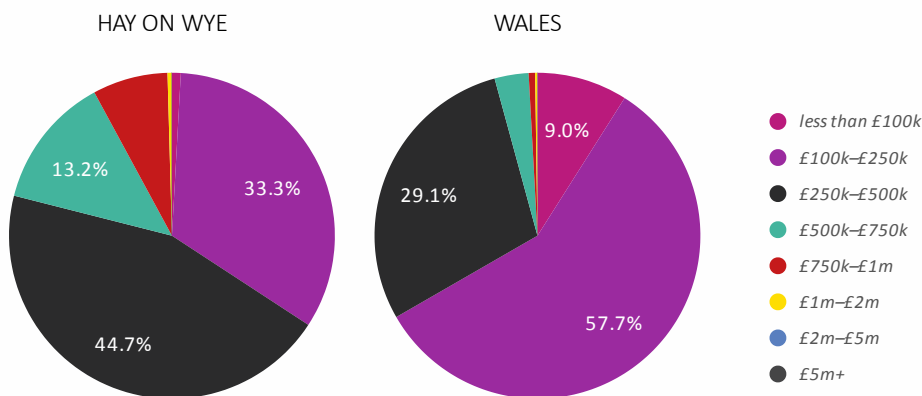
Hay on Wye | Sales Prices

SALES BY PROPERTY TYPE

| | Detached | Semi-detached | Terraced | Flat/Apartment |
|---|----------|---------------|----------|----------------|
| Number of sales last 12 months | 108 | 54 | 57 | 9 |
| Average price achieved last 12 months | £431,767 | £275,143 | £224,837 | £178,642 |
| Average price change per square foot | | | | |
| 1 year | -4.2% | -0.5% | 3.8% | 4.5% |
| 5 years | 32.6% | 28.3% | 35.2% | 2.3% |
| 10 years | 43.2% | 53.1% | 65.9% | 14% |

Source: DataLoft by PriceHubble, Land Registry, MHCLG

SALES BY PRICE BAND OVER THE LAST 12 MONTHS



Source: DataLoft by PriceHubble, Land Registry, MHCLG

Local Summary

Over the last 12 months the average sales price in **Hay on Wye** was **£318,817**. The average price on a per square foot basis was **£272**.

The highest value recorded by the Land Registry over the past 12 months was **£465,000** for a flat and **£1,015,000** for a house.

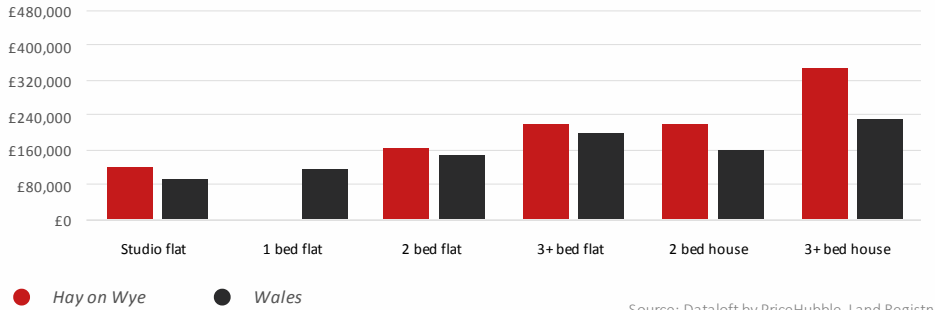
Sales Market

Hay on Wye

Chancellors

Hay on Wye | Sales Prices

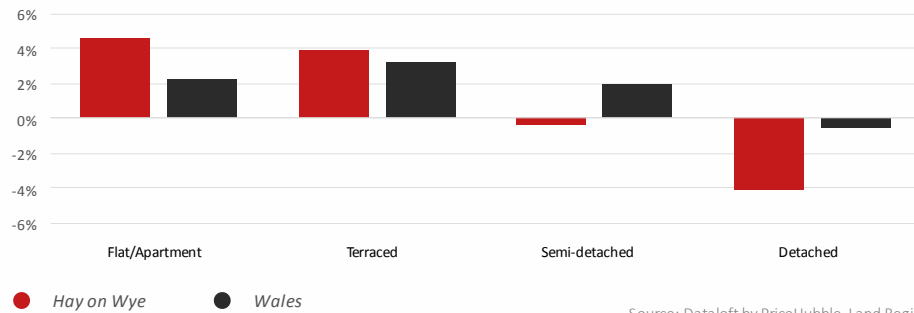
AVERAGE PRICES BY BEDROOM OVER THE LAST 12 MONTHS



Source: Dataloft by PriceHubble, Land Registry

ANNUAL CHANGE IN AVERAGE PRICE BY PROPERTY TYPE OVER THE LAST 12 MONTHS

Price per square foot



Source: Dataloft by PriceHubble, Land Registry

KEY MARKET METRICS OVER THE LAST 12 MONTHS

| | Average Values | Change [%] | Number of Transactions | Change [%] |
|-----------------|----------------|------------|------------------------|------------|
| Hay on Wye | €318,817 | -1.6% | 228 | -11.3% |
| Wales | €199,861 | 1.8% | 32,576 | -18.8% |
| England & Wales | €274,945 | 0.5% | 641,321 | -18.6% |

Source: Dataloft by PriceHubble, Land Registry, MHCLG

National Market

House prices

Over the last 12 months the average sales price in Hay on Wye was **€318,817**. the total value of sales was **€78.3m**.

Economy

The Bank of England have held interest rates at 4.5% in its second meeting of the year, amid persistent inflation.

Transactions

There were 108,250 transactions in February, a 28% rise compared to a year earlier (HMRC).

Demand

There were 66,189 mortgage approvals in January which is 18% higher than a year ago (Bank of England).

Investment

Average void periods shortened from 24 days in January to 20 days in February (Goodlord).

Want to Know More?



CHRIS DORSETT
Sales Manager

01497828263
hayonwye.sales@chancellors.co.uk
chancellors.co.uk
16a Castle Street, Hay-On-Wye, Hereford, HR3 5DF

We'd love to hear from you at our branch. Get in touch!

