

Lettings Market

Hay on Wye

Chancellors

As part of our customer service promise, we invest time and energy into helping our clients make informed decisions. Our market reports take an analytical approach in presenting latest insight on the UK property market, with a more detailed focus on the Hay on Wye market. Talk to us to learn more.



JANE CARTER | LETTINGS MANAGER

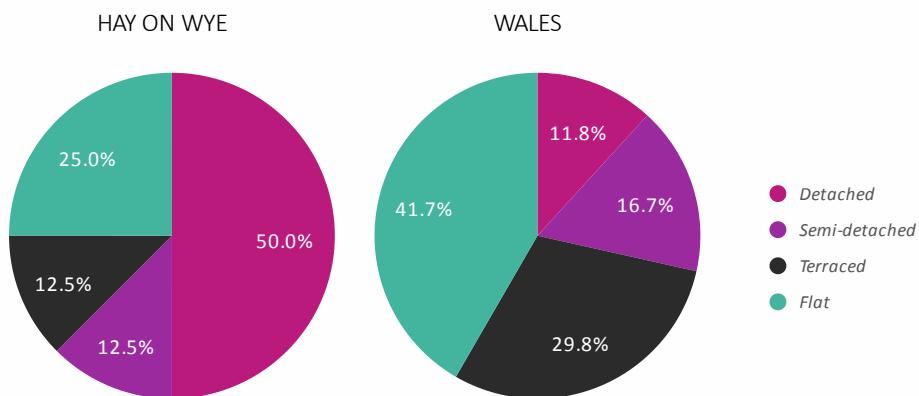
Hay on Wye | Lettings Prices

LETS BY PROPERTY TYPE

| | Detached | Semi-detached | Terraced | Flat/Apartment |
|--|----------|---------------|----------|----------------|
| Proportion of lets last 12 months | 50% | 12.5% | 12.5% | 25% |
| Average price achieved last 12 months | £1,210 | £650 | £925 | £595 |
| Average price change per square foot | | | | |
| 1 year | -10.2% | -5.9% | 18.4% | 25.5% |
| 3 years | -3% | 1% | 54.7% | 55.1% |
| 6 years | 2.8% | 22% | 59.8% | 36.3% |

Source: Dataloft Rental Market Analytics by PriceHubble

PROFILE OF HOMES LET OVER THE LAST 12 MONTHS



Source: Dataloft Rental Market Analytics by PriceHubble

Local Summary

Over the last 12 months the average rent achieved for homes let in Hay on Wye was £1,005 per month. This is a -6% change on the previous 12 month period.

25% of homes let in the past 12 months were flats, achieving an average rental value of £595 per month. Houses achieved an average rent of £1,043 per month.

— of renters are aged between 40 and 49.

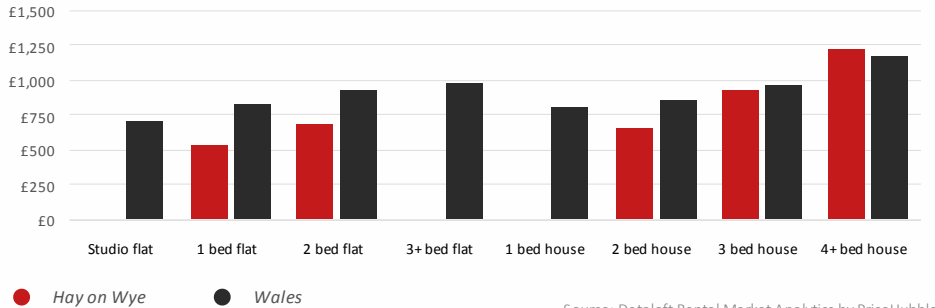
Lettings Market

Hay on Wye

Chancellors

Hay on Wye | Lettings Prices

AVERAGE MONTHLY RENT BY BEDROOM OVER THE LAST 12 MONTHS



Source: Dataloft Rental Market Analytics by PriceHubble

National Market

Rental market

Average void periods shortened from 24 days in January to 20 days in February (Goodlord).

Rents are forecast to increase by 3-4% over 2025 as slower growth in large cities is offset by faster growth in more affordable markets (Zoopla).

The average rent in February was £1,275, up 1.0% year on year (HomeLet).

Economy

The Bank of England have held interest rates at 4.5% in its second meeting of the year, amid persistent inflation.

Monthly GDP is estimated to have fallen by 0.1% in January 2025, after growth of 0.4% in December (ONS).

CPI inflation rose by 2.8% in the 12 months to February, down from 3.0% in January (ONS).

HAY ON WYE GROSS YIELDS

OVER THE LAST 12 MONTHS AVERAGE

All properties **0%**

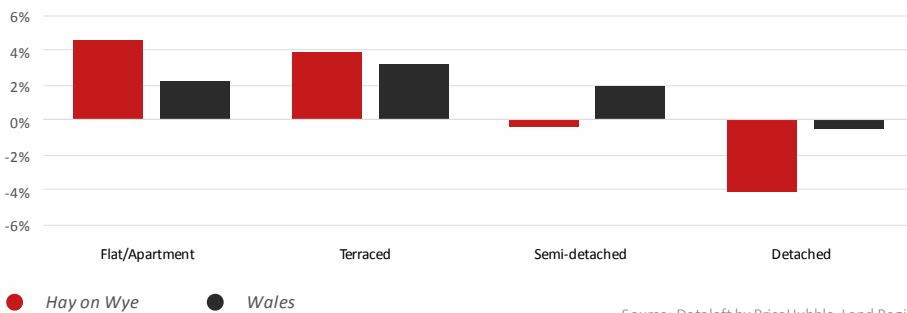
Flats **0%**

Houses **0%**

Hay on Wye | Sales and Prices

ANNUAL CHANGE IN AVERAGE PRICE BY PROPERTY TYPE OVER THE LAST 12 MONTHS

Price per square foot



Source: Dataloft by PriceHubble, Land Registry

Want to Know More?



JANE CARTER
Lettings Manager

01497828264
hayonwye.lettings@chancellors.co.uk
chancellors.co.uk
16a Castle Street, Hay-On-Wye, Hereford, HR3 5DF

We'd love to hear from you at our branch. Get in touch!

