

# Sales Market

Camberley

Chancellors





As part of our customer service promise, we invest time and energy into helping our clients make informed decisions. Our market reports take an analytical approach in presenting latest insight on the UK property market, with a more detailed focus on the Camberley market. Talk to us to learn more.

DEMI HYETT | SALES MANAGER



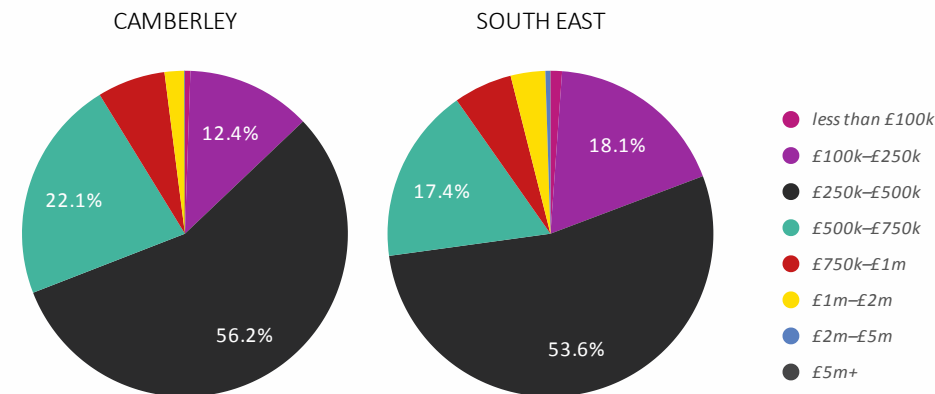
## Camberley | Sales Prices

### SALES BY PROPERTY TYPE

	Detached	Semi-detached	Terraced	Flat/Apartment
				
Number of sales last 12 months	467	429	355	244
Average price achieved last 12 months	£632,511	£432,400	£362,809	£211,907
Average price change per square foot				
1 year	-0.2%	-0.8%	3.2%	1%
5 years	18.6%	17%	20.8%	-5.4%
10 years	39%	40.8%	42.7%	25.1%

Source: Dataloft by PriceHubble, Land Registry, MHCLG

### SALES BY PRICE BAND OVER THE LAST 12 MONTHS



Source: Dataloft by PriceHubble, Land Registry, MHCLG

### Local Summary

Over the last 12 months the average sales price in **Camberley** was **£416,261**. The average price on a per square foot basis was **£419**.

The highest value recorded by the Land Registry over the past 12 months was **£720,000** for a flat and **£2,000,000** for a house.

# Sales Market

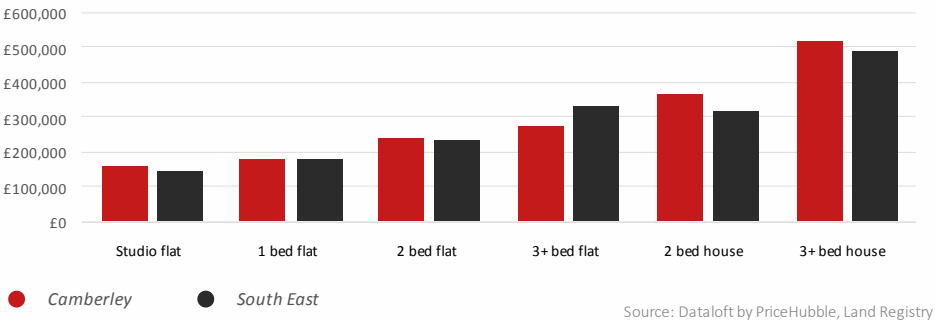
Camberley



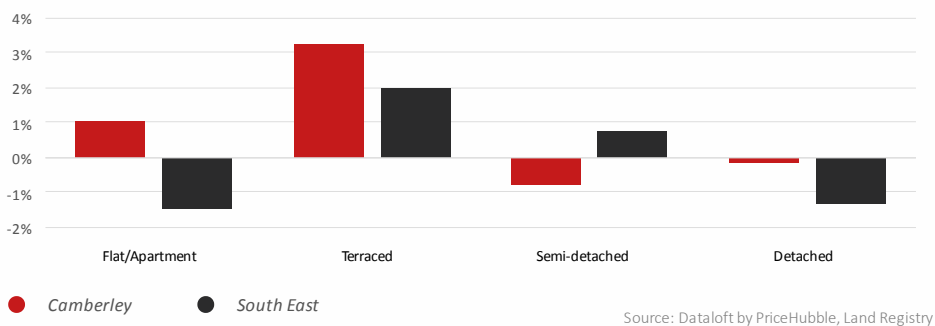
## Camberley | Sales Prices

## National Market

### AVERAGE PRICES BY BEDROOM OVER THE LAST 12 MONTHS



### ANNUAL CHANGE IN AVERAGE PRICE BY PROPERTY TYPE OVER THE LAST 12 MONTHS



### KEY MARKET METRICS OVER THE LAST 12 MONTHS

	Average Values	Change [%]	Number of Transactions	Change [%]
Camberley	£416,261	1.2%	1,495	-8.5%
South East	£377,782	0.4%	109,718	-10.7%
England & Wales	£279,538	1.9%	682,192	-13%

Source: DataLoft by PriceHubble, Land Registry, MHCLG

#### House prices

Over the last 12 months the average sales price in Camberley was **£416,261**. the total value of sales was **£643m**.

#### Economy

The Bank of England has cut interest rates by 25 basis points, bringing the base rate to 4.25%.

#### Transactions

There were 177,370 transactions in March, an 104% rise compared to a year earlier as buyers rushed to beat the stamp duty deadline (HMRC).

#### Demand

There were 64,309 mortgage approvals in March which is 4.5% higher than a year ago (Bank of England).

#### Investment

Voids remain unchanged during April at 21 days, indicating consistently high demand across the market (Goodlord).

### Want to Know More?



DEMI HYETT  
Sales Manager

01276402927  
camberley.sales@chancellors.co.uk  
chancellors.co.uk  
68-70a High Street, Camberley, GU15 3RS

We'd love to hear from you at our branch. Get in touch!

