Sales Market

Kington

Chancellors

As part of our customer service promise, we invest time and energy into helping our clients make informed decisions. Our market reports take an analytical approach in presenting latest insight on the UK property market, with a more detailed focus on the Kington market. Talk to us to learn more.

NATALIE BUKI | SENIOR SALES NEGOTIATOR

Kington | **Sales Prices**

SALES BY PROPERTY TYPE

		Detached	Semi-detached	Terraced	Flat/Apartment
Number of sales *last 12 months*		178	70	48	5
Average price achieved *last 12 months*		£396,389	£243,539	£197,319	£93,363
Average price change *per square foot*	1 year	0.9%	5.1%	-5.6%	-11.7%
	5 years	29.9%	24.2%	26.1%	4.1%
	10 years	49%	54%	51.5%	17%

Source: Dataloft by PriceHubble, Land Registry, MHCLG

SALES BY PRICE BAND
OVER THE LAST 12 MONTHS

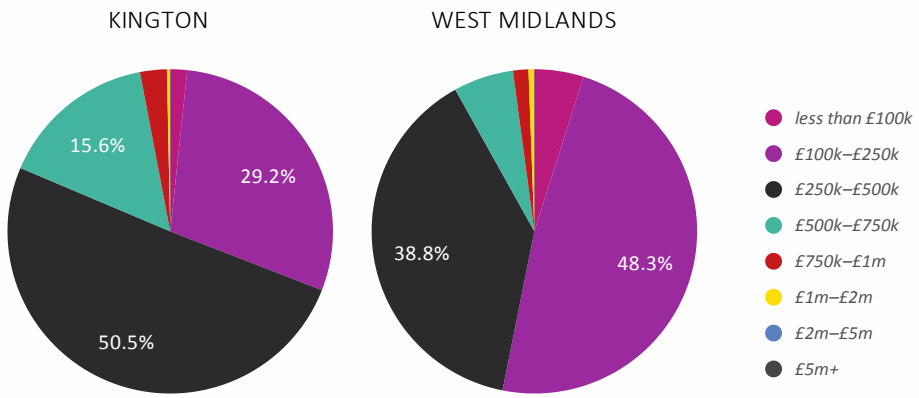

Source: Dataloft by PriceHubble, Land Registry, MHCLG

Local Summary

Over the last 12 months the average sales price in **Kington** was **£308,791**. The average price on a per square foot basis was **£267**.

The highest value recorded by the Land Registry over the past 12 months was **£112,000** for a flat and **£1,130,000** for a house.

Sales Market

Kington

Chancellors

Kington | **Sales Prices**

AVERAGE PRICES BY BEDROOM OVER THE LAST 12 MONTHS

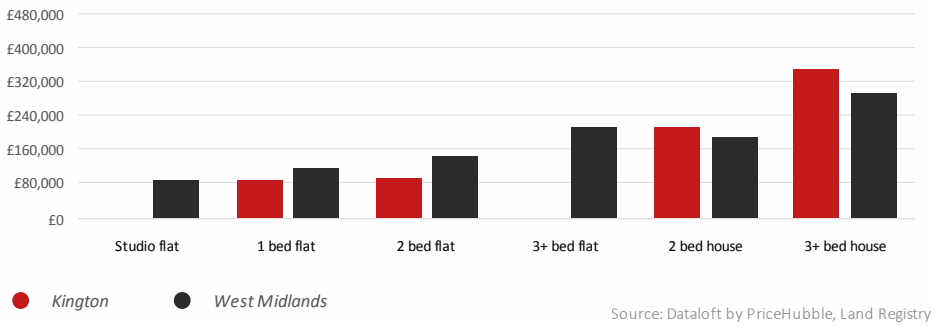

Source: Dataloft by PriceHubble, Land Registry

ANNUAL CHANGE IN AVERAGE PRICE BY PROPERTY TYPE OVER THE LAST 12 MONTHS

Price per square foot

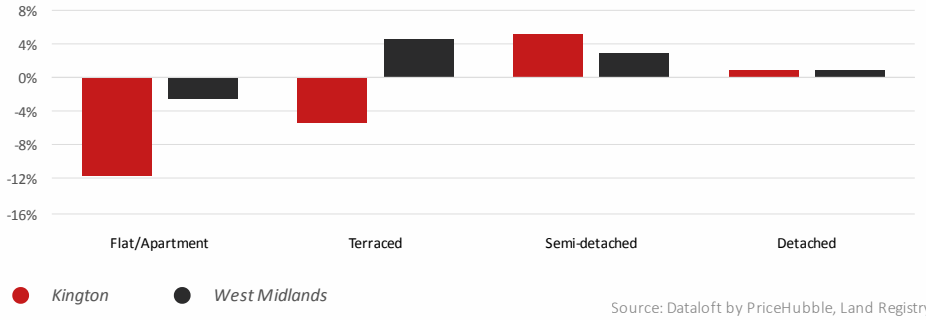

Source: Dataloft by PriceHubble, Land Registry

KEY MARKET METRICS OVER THE LAST 12 MONTHS

	Average Values	Change [%]	Number of Transactions	Change [%]
Kington	£308,791	2%	301	1.3%
West Midlands	£240,921	2.5%	63,673	-11.4%
England & Wales	£282,222	2.6%	711,903	-8.6%

Source: Dataloft by PriceHubble, Land Registry, MHCLG

National Market

House prices

Over the last 12 months the average sales price in Kington was **£308,791**. the total value of sales was **£96.7m**.

Economy

The Bank of England has cut interest rates by 25 basis points, bringing the base rate to 4.25%.

Transactions

There were 64,680 transactions in April, representing a 64% month-on-month decrease following the end of the stamp duty holiday (HMRC).

Demand

There were 60,463 mortgage approvals in April which is -2.1% lower than a year ago (Bank of England).

Investment

Voids remained steady at 21 days in May for the third consecutive month, reflecting consistently strong demand across the market (Goodlord).

Want to Know More?

NATALIE BUKI

Senior Sales Negotiator

01544329412

kington.sales@chancellors.co.uk

chancellors.co.uk

5 High Street, Kington, HR5 3AX

We'd love to hear from you at our branch. Get in touch!

Disclaimer: This report is produced for general information only. Whilst every effort has been made to ensure the accuracy of this publication, Dataloft Ltd accepts no liability for any loss or damage of any nature arising from its use. At all times the content remains the property of Dataloft Ltd under copyright and reproduction of all or part of it in any form is prohibited without written permission from Dataloft Ltd. Published on 2025-06-09.