

Sales Market

Hay on Wye

Chancellors





As part of our customer service promise, we invest time and energy into helping our clients make informed decisions. Our market reports take an analytical approach in presenting latest insight on the UK property market, with a more detailed focus on the Hay on Wye market. Talk to us to learn more.



CHRIS DORSETT | SALES MANAGER

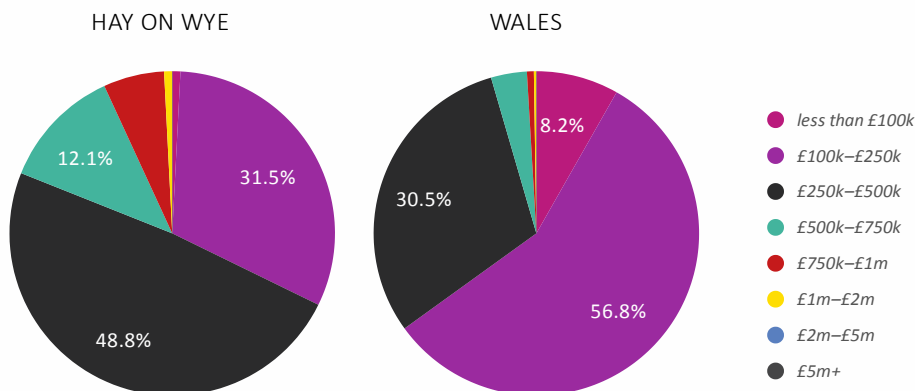
Hay on Wye | Sales Prices

SALES BY PROPERTY TYPE

	Detached	Semi-detached	Terraced	Flat/Apartment
				
Number of sales last 12 months	133	43	64	8
Average price achieved last 12 months	£432,499	£274,310	£221,663	£218,425
Average price change per square foot				
1 year	-4.9%	2.4%	-1%	37.3%
5 years	33.3%	25.5%	27.7%	18.2%
10 years	41.7%	52%	55.1%	40.4%

Source: Dataloft by PriceHubble, Land Registry, MHCLG

SALES BY PRICE BAND OVER THE LAST 12 MONTHS



Source: Dataloft by PriceHubble, Land Registry, MHCLG

Local Summary

Over the last 12 months the average sales price in **Hay on Wye** was **£336,535**. The average price on a per square foot basis was **£275**.

The highest value recorded by the Land Registry over the past 12 months was **£465,000** for a flat and **£1,471,800** for a house.

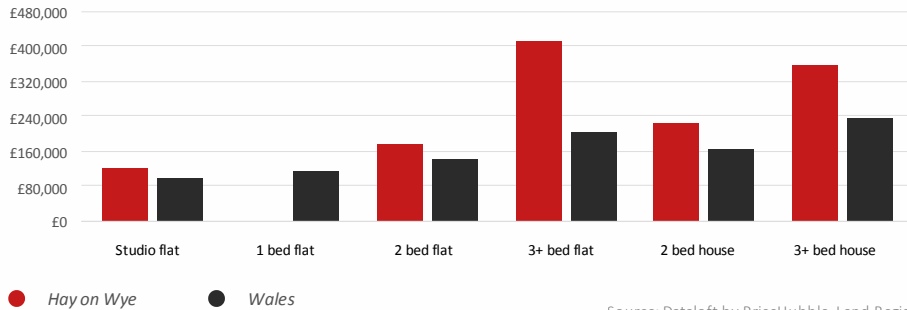
Sales Market

Hay on Wye

Chancellors

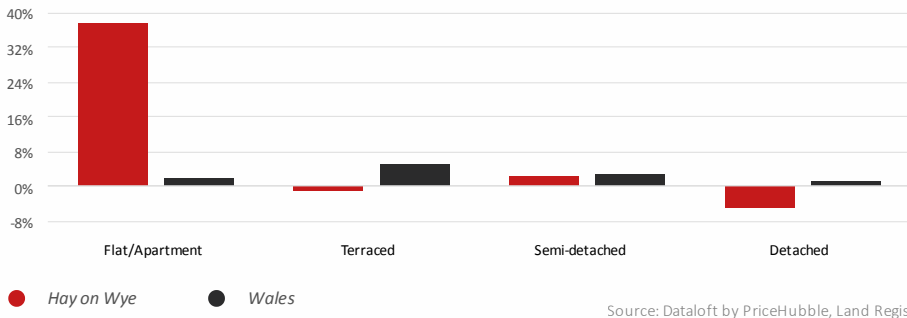
Hay on Wye | Sales Prices

AVERAGE PRICES BY BEDROOM OVER THE LAST 12 MONTHS



ANNUAL CHANGE IN AVERAGE PRICE BY PROPERTY TYPE OVER THE LAST 12 MONTHS

Price per square foot



KEY MARKET METRICS OVER THE LAST 12 MONTHS

	Average Values	Change [%]	Number of Transactions	Change [%]
Hay on Wye	€336,535	0.8%	248	3.8%
Wales	€204,488	3.2%	34,579	-12.5%
England & Wales	€282,222	2.6%	711,903	-8.6%

Source: Dataloft by PriceHubble, Land Registry, MHCLG

National Market

House prices

Over the last 12 months the average sales price in Hay on Wye was **€336,535**. the total value of sales was **€84.6m**.

Economy

The Bank of England has cut interest rates by 25 basis points, bringing the base rate to 4.25%.

Transactions

There were 64,680 transactions in April, representing a 64% month-on-month decrease following the end of the stamp duty holiday (HMRC).

Demand

There were 60,463 mortgage approvals in April which is -2.1% lower than a year ago (Bank of England).

Investment

Voids remained steady at 21 days in May for the third consecutive month, reflecting consistently strong demand across the market (Goodlord).

Want to Know More?



CHRIS DORSETT
Sales Manager

01497828263
hayonwye.sales@chancellors.co.uk
chancellors.co.uk
16a Castle Street, Hay-On-Wye, Hereford, HR3 5DF

We'd love to hear from you at our branch. Get in touch!

