

# Sales Market

Camberley

Chancellors





As part of our customer service promise, we invest time and energy into helping our clients make informed decisions. Our market reports take an analytical approach in presenting latest insight on the UK property market, with a more detailed focus on the Camberley market. Talk to us to learn more.



DEMI HYETT | SALES MANAGER

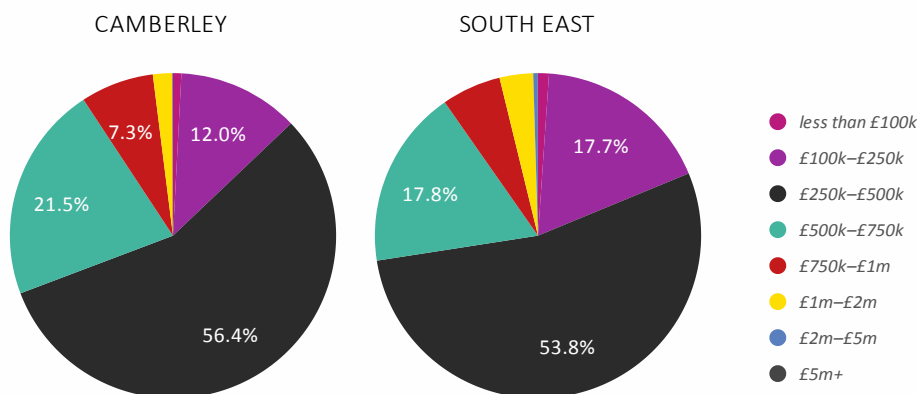
## Camberley | Sales Prices

### SALES BY PROPERTY TYPE

	Detached	Semi-detached	Terraced	Flat/Apartment
				
<b>Number of sales</b> last 12 months	<b>481</b>	<b>456</b>	<b>371</b>	<b>262</b>
<b>Average price achieved</b> last 12 months	<b>£637,271</b>	<b>£436,515</b>	<b>£363,807</b>	<b>£207,690</b>
<b>Average price change</b> per square foot				
1 year	<b>0%</b>	<b>0.2%</b>	<b>2.1%</b>	<b>-0.7%</b>
5 years	<b>19.1%</b>	<b>18.4%</b>	<b>20.4%</b>	<b>-7.7%</b>
10 years	<b>37.5%</b>	<b>38.4%</b>	<b>39.9%</b>	<b>13.8%</b>

Source: Dataloft by PriceHubble, Land Registry, MHCLG

### SALES BY PRICE BAND OVER THE LAST 12 MONTHS



Source: Dataloft by PriceHubble, Land Registry, MHCLG

### Local Summary

Over the last 12 months the average sales price in **Camberley** was **£415,764**. The average price on a per square foot basis was **£417**.

The highest value recorded by the Land Registry over the past 12 months was **£720,000** for a flat and **£2,000,000** for a house.

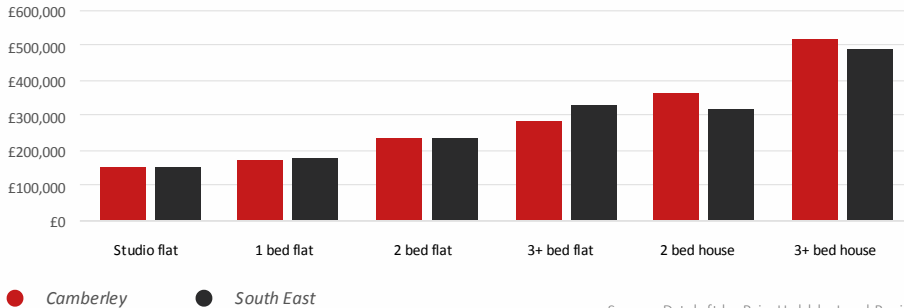
# Sales Market

Camberley

Chancellors

## Camberley | Sales Prices

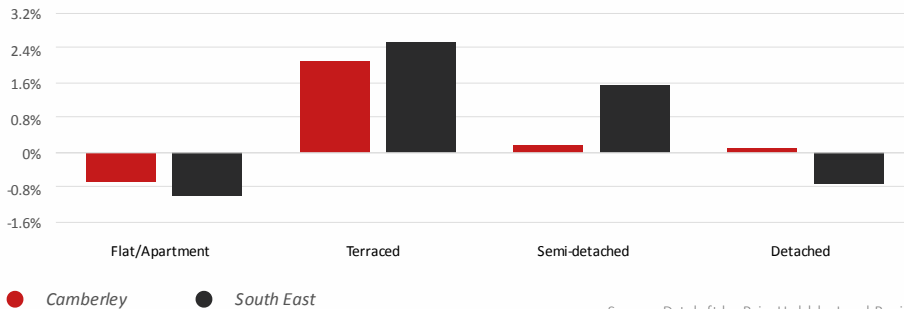
### AVERAGE PRICES BY BEDROOM OVER THE LAST 12 MONTHS



Source: Dataloft by PriceHubble, Land Registry

### ANNUAL CHANGE IN AVERAGE PRICE BY PROPERTY TYPE OVER THE LAST 12 MONTHS

Price per square foot



Source: Dataloft by PriceHubble, Land Registry

### KEY MARKET METRICS OVER THE LAST 12 MONTHS

	Average Values	Change [%]	Number of Transactions	Change [%]
Camberley	£415,764	0.8%	1,570	-5%
South East	£379,156	0.9%	115,099	-6.8%
England & Wales	£282,409	2.5%	713,257	-9.5%

Source: Dataloft by PriceHubble, Land Registry, MHCLG

## National Market

### House prices

Over the last 12 months the average sales price in Camberley was **£415,764**. the total value of sales was **£661m**.

### Economy

The Bank of England has held interest rates at 4.25% in the June meeting.

### Transactions

There were 81,470 transactions in May, a 25% month-on-month increase following the post stamp duty holiday slump in April (HMRC).

### Demand

There were 63,032 mortgage approvals in May which is 3.3% higher than a year ago (Bank of England).

### Investment

For the first time in four months, voids shortened; dropping to 20 days in June (Goodlord).

## Want to Know More?



DEMI HYETT

Sales Manager

01276402927

camberley.sales@chancellors.co.uk

chancellors.co.uk

68-70a High Street, Camberley, GU15 3RS

We'd love to hear from you at our branch. Get in touch!

