

Lettings Market

Camberley

Chancellors

As part of our customer service promise, we invest time and energy into helping our clients make informed decisions. Our market reports take an analytical approach in presenting latest insight on the UK property market, with a more detailed focus on the Camberley market. Talk to us to learn more.



BEN PEEL | REGIONAL DIRECTOR

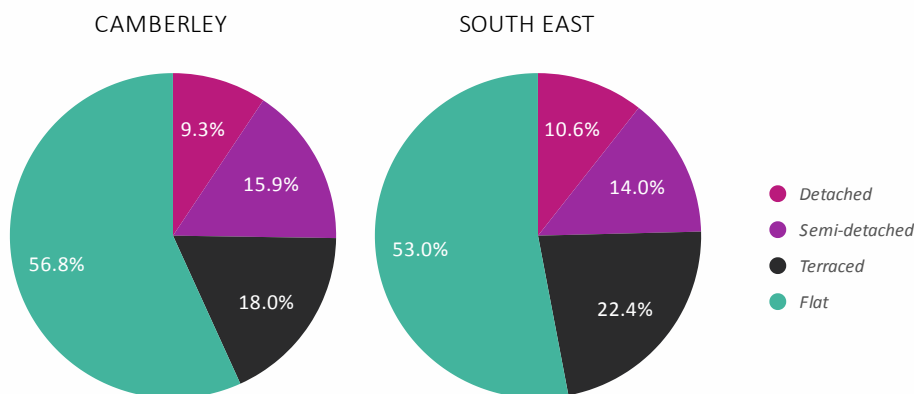
Camberley | Lettings Prices

LETS BY PROPERTY TYPE

	Detached	Semi-detached	Terraced	Flat/Apartment
Proportion of lets last 12 months	9.3%	15.9%	18%	56.8%
Average price achieved last 12 months	£2,177	£1,721	£1,425	£1,154
Average price change per square foot				
1 year	7.3%	8.7%	7.6%	1.3%
3 years	37.9%	18.2%	16.9%	25.4%
6 years	39.5%	35.2%	34.6%	43.4%

Source: Dataloft Rental Market Analytics by PriceHubble

PROFILE OF HOMES LET OVER THE LAST 12 MONTHS



Source: Dataloft Rental Market Analytics by PriceHubble

Local Summary

Over the last 12 months the average rent achieved for homes let in Camberley was £1,352 per month. This is a 4% change on the previous 12 month period.

57% of homes let in the past 12 months were flats, achieving an average rental value of £1,154 per month. Houses achieved an average rent of £1,674 per month.

19% of renters are aged between 40 and 49.

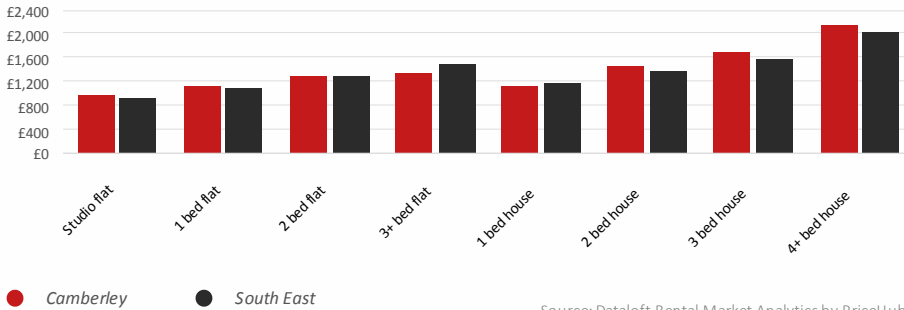
Lettings Market

Camberley

Chancellors

Camberley | Lettings Prices

AVERAGE MONTHLY RENT BY BEDROOM OVER THE LAST 12 MONTHS



National Market

Rental market

For the first time in four months, voids shortened; dropping to 20 days in June (Goodlord).

Rents are forecast to increase by 3-4% over 2025 as slower growth in large cities is offset by faster growth in more affordable markets (Zoopla).

The average rent in May was £1,307, up 0.8% year on year (HomeLet).

Economy

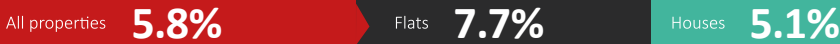
The Bank of England has held interest rates at 4.25% in the June meeting.

Monthly GDP is estimated to have fallen by 0.1% in May 2025, following an unrevised fall of 0.3% in April (ONS).

CPI inflation rose by 3.4% in the 12 months to May 2025, compared with 3.5% in April (ONS).

CAMBERLEY GROSS YIELDS

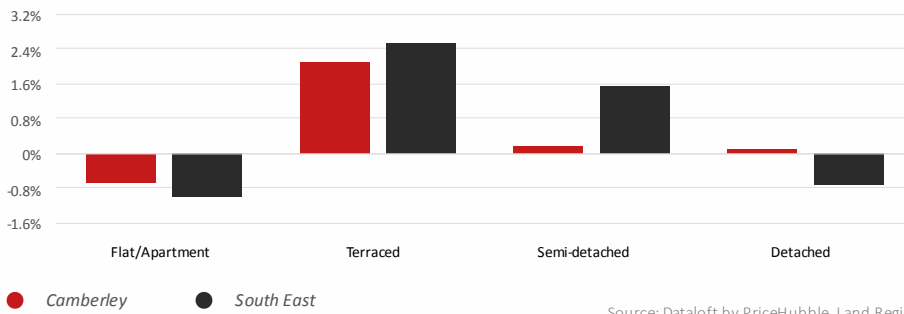
OVER THE LAST 12 MONTHS AVERAGE



Camberley | Sales and Prices

ANNUAL CHANGE IN AVERAGE PRICE BY PROPERTY TYPE OVER THE LAST 12 MONTHS

Price per square foot



Want to Know More?



BEN PEEL
Regional Director

01276402960
camberley.lettings@chancellors.co.uk
chancellors.co.uk
68-70a High Street, Camberley, GU15 3RS

We'd love to hear from you at our branch. Get in touch!

