

Sales Market

Camberley

Chancellors





As part of our customer service promise, we invest time and energy into helping our clients make informed decisions. Our market reports take an analytical approach in presenting latest insight on the UK property market, with a more detailed focus on the Camberley market. Talk to us to learn more.



DEMI HYETT | SALES MANAGER

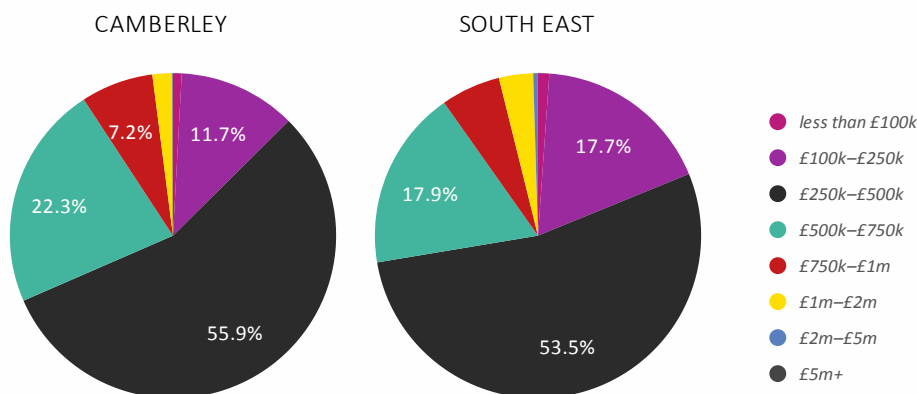
Camberley | Sales Prices

SALES BY PROPERTY TYPE

	Detached	Semi-detached	Terraced	Flat/Apartment
				
Number of sales last 12 months	478	444	358	251
Average price achieved last 12 months	£639,105	£438,697	£363,469	£210,372
Average price change per square foot	1 year	0%	-0.5%	1.9%
	5 years	18.4%	17.5%	19.9%
	10 years	35.3%	37.3%	39.1%

Source: Dataloft by PriceHubble, Land Registry, MHCLG

SALES BY PRICE BAND OVER THE LAST 12 MONTHS



Source: Dataloft by PriceHubble, Land Registry, MHCLG

Local Summary

Over the last 12 months the average sales price in **Camberley** was **£420,409**. The average price on a per square foot basis was **£417**.

The highest value recorded by the Land Registry over the past 12 months was **£720,000** for a flat and **£2,000,000** for a house.

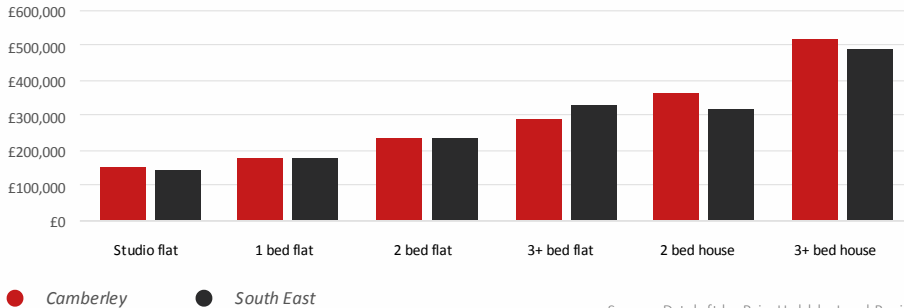
Sales Market

Camberley

Chancellors

Camberley | Sales Prices

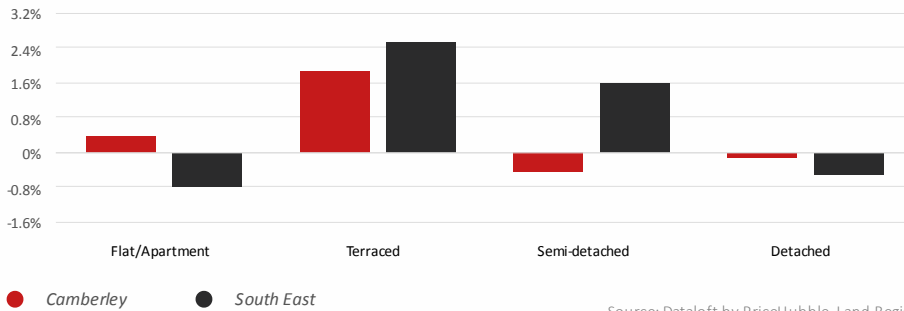
AVERAGE PRICES BY BEDROOM OVER THE LAST 12 MONTHS



Source: Dataloft by PriceHubble, Land Registry

ANNUAL CHANGE IN AVERAGE PRICE BY PROPERTY TYPE OVER THE LAST 12 MONTHS

Price per square foot



Source: Dataloft by PriceHubble, Land Registry

KEY MARKET METRICS OVER THE LAST 12 MONTHS

	Average Values	Change [%]	Number of Transactions	Change [%]
Camberley	£420,409	0.9%	1,531	-10.1%
South East	£378,684	1%	113,550	-10.1%
England & Wales	£282,462	2.5%	707,605	-12%

Source: Dataloft by PriceHubble, Land Registry, MHCLG

National Market

House prices

Over the last 12 months the average sales price in Camberley was **£420,409**. the total value of sales was **£664m**.

Economy

The Bank of England has cut interest rates to 4%, bringing the cost of borrowing to its lowest level for more than two years.

Transactions

There were 93,530 transactions in June, a 13% monthly rise and up 1% year-on-year (HMRC).

Demand

There were 64,167 mortgage approvals in June which is 5.6% higher than a year ago (Bank of England).

Investment

The average void period shortened from 20 days in June to just 12 days in July - a reduction of 40% (Goodlord).

Want to Know More?



DEMI HYETT

Sales Manager

01276402927

camberley.sales@chancellors.co.uk

chancellors.co.uk

68-70a High Street, Camberley, GU15 3RS

We'd love to hear from you at our branch. Get in touch!

