Sales Market

Kington

Chancellors

As part of our customer service promise, we invest time and energy into helping our clients make informed decisions. Our market reports take an analytical approach in presenting latest insight on the UK property market, with a more detailed focus on the Kington market. Talk to us to learn more.

BECKY DUNN | SENIOR SALES MANAGER

Kington | **Sales Prices**

SALES BY PROPERTY TYPE

		Detached	Semi-detached	Terraced	Flat/Apartment
Number of sales *last 12 months*		174	65	42	4
Average price achieved *last 12 months*		£411,424	£238,781	£192,044	£137,849
Average price change *per square foot*	1 year	3.3%	-1.2%	-5.9%	13.2%
	5 years	29.1%	23.1%	30%	4%
	10 years	55.4%	54.5%	41.2%	53.7%

Source: Dataloft by PriceHubble, Land Registry, MHCLG

SALES BY PRICE BAND
OVER THE LAST 12 MONTHS

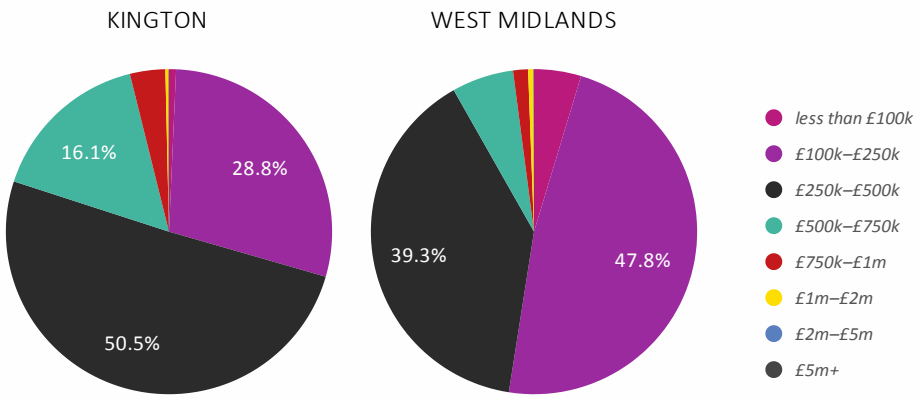

Source: Dataloft by PriceHubble, Land Registry, MHCLG

Local Summary

Over the last 12 months the average sales price in **Kington** was **£315,587**. The average price on a per square foot basis was **£267**.

The highest value recorded by the Land Registry over the past 12 months was **£310,000** for a flat and **£1,130,000** for a house.

Sales Market

Kington

Chancellors

Kington | **Sales Prices**

AVERAGE PRICES BY BEDROOM OVER THE LAST 12 MONTHS

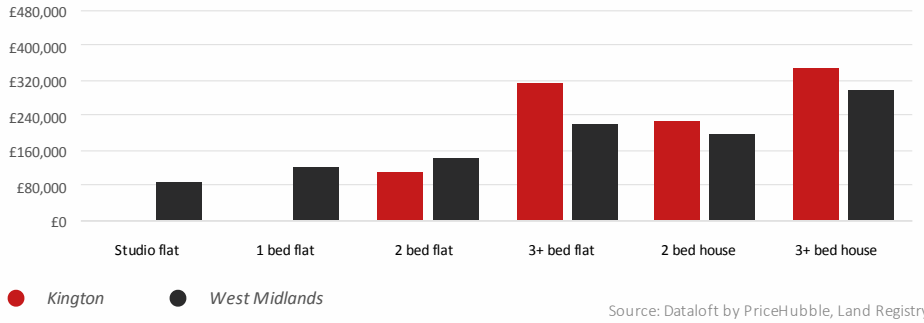

Source: Dataloft by PriceHubble, Land Registry

ANNUAL CHANGE IN AVERAGE PRICE BY PROPERTY TYPE OVER THE LAST 12 MONTHS

Price per square foot

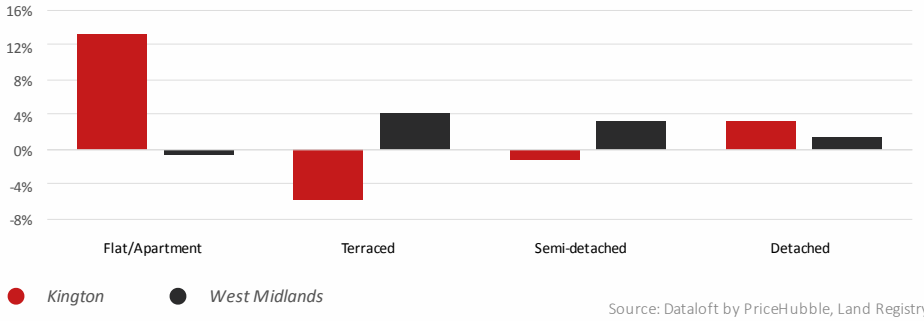

Source: Dataloft by PriceHubble, Land Registry

KEY MARKET METRICS OVER THE LAST 12 MONTHS

	Average Values	Change [%]	Number of Transactions	Change [%]
Kington	£315,587	2.3%	285	-10.9%
West Midlands	£242,108	2.8%	63,313	-14.6%
England & Wales	£282,276	2.4%	712,314	-12.2%

Source: Dataloft by PriceHubble, Land Registry, MHCLG

National Market

House prices

Over the last 12 months the average sales price in Kington was **£315,587**. the total value of sales was **£89.1m**.

Economy

The Bank of England has held interest rates at its September meeting amid concerns about persistent inflation.

Transactions

There were 93,630 transactions in August, a 1.7% rise year-on-year (HMRC).

Demand

There were 64,680 mortgage approvals in August which is -0.5% lower than a year ago (Bank of England).

Investment

The average void period rose from 15 days in August to 16 days in September - a increase of 6.7% (Goodlord).

Want to Know More?

BECKY DUNN
Senior Sales Manager

01544329412
kington.sales@chancellors.co.uk
chancellors.co.uk
5 High Street, Kington, HR5 3AX

We'd love to hear from you at our branch. Get in touch!

Disclaimer: This report is produced for general information only. Whilst every effort has been made to ensure the accuracy of this publication, PriceHubble accepts no liability for any loss or damage of any nature arising from its use. At all times the content remains the property of PriceHubble under copyright and reproduction of all or part of it in any form is prohibited without written permission from PriceHubble. Published on 2025-10-13.