

Lettings Market

Camberley

Chancellors

As part of our customer service promise, we invest time and energy into helping our clients make informed decisions. Our market reports take an analytical approach in presenting latest insight on the UK property market, with a more detailed focus on the Camberley market. Talk to us to learn more.



JENNIFER KNOWLES | SENIOR LETTINGS MANAGER

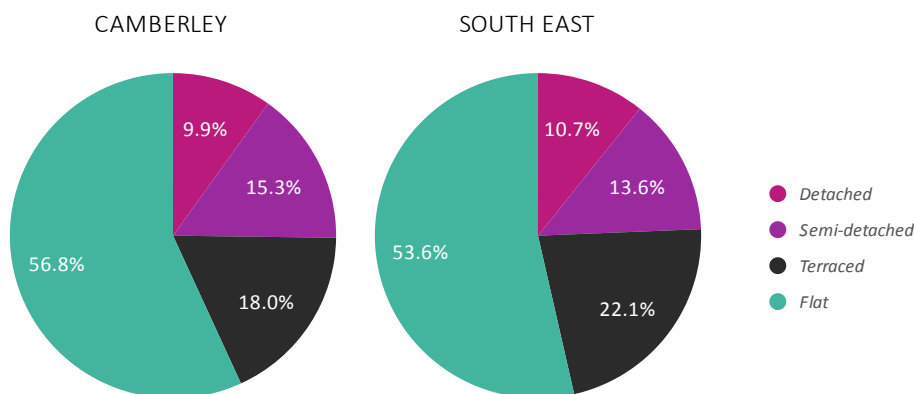
Camberley | Lettings Prices

LETS BY PROPERTY TYPE

	Detached	Semi-detached	Terraced	Flat/Apartment
Proportion of lets last 12 months	9.9%	15.3%	18%	56.8%
Average price achieved last 12 months	£2,126	£1,725	£1,431	£1,171
Average price change per square foot				
1 year	4.5%	4.8%	1.4%	3.1%
3 years	28%	16.9%	12.9%	26.2%
6 years	38.7%	36.8%	33.6%	46.2%

Source: Dataloft Rental Market Analytics by PriceHubble

PROFILE OF HOMES LET OVER THE LAST 12 MONTHS



Source: Dataloft Rental Market Analytics by PriceHubble

Local Summary

Over the last 12 months the average rent achieved for homes let in Camberley was £1,362 per month. This is a 3% change on the previous 12 month period.

57% of homes let in the past 12 months were flats, achieving an average rental value of £1,171 per month. Houses achieved an average rent of £1,675 per month.

17% of renters are aged between 40 and 49.

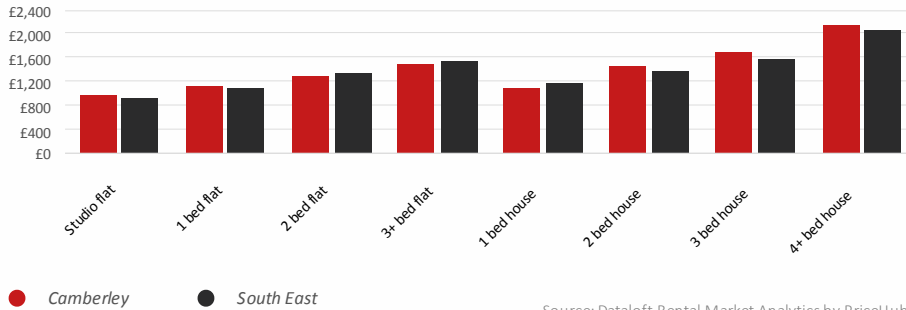
Lettings Market

Camberley

Chancellors

Camberley | Lettings Prices

AVERAGE MONTHLY RENT BY BEDROOM OVER THE LAST 12 MONTHS



National Market

Rental market

The average void period rose from 15 days in August to 16 days in September - a increase of 6.7% (Goodlord).

Rents are forecast to increase by 3-4% over 2025 as slower growth in large cities is offset by faster growth in more affordable markets (Zoopla).

The average rent in September was £1,343, up 0.9% year on year (HomeLet).

Economy

The Bank of England has held interest rates at its September meeting amid concerns about persistent inflation.

Monthly GDP grew by 0.2% in the three months to July 2025, down from 0.3% in June and 0.6% in May (ONS).

CPI inflation rose by 3.8% in the 12 months to August 2025, unchanged from July (ONS).

CAMBERLEY GROSS YIELDS

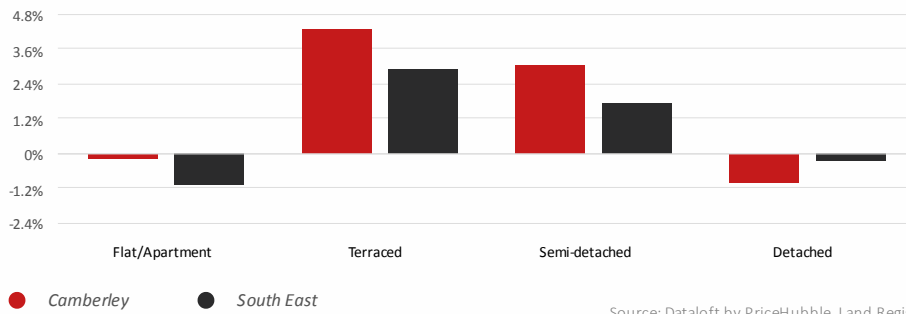
OVER THE LAST 12 MONTHS AVERAGE

All properties **5.8%** Flats **7.8%** Houses **5.1%**

Camberley | Sales and Prices

ANNUAL CHANGE IN AVERAGE PRICE BY PROPERTY TYPE OVER THE LAST 12 MONTHS

Price per square foot



Want to Know More?



JENNIFER KNOWLES

Senior Lettings Manager

01276402960
camberley.lettings@chancellors.co.uk
chancellors.co.uk
68-70a High Street, Camberley, GU15 3RS

We'd love to hear from you at our branch. Get in touch!

