Lettings Market

Kington

Chancellors

As part of our customer service promise, we invest time and energy into helping our clients make informed decisions. Our market reports take an analytical approach in presenting latest insight on the UK property market, with a more detailed focus on the Kington market. Talk to us to learn more.

JANE CARTER | SENIOR LETTINGS MANAGER

Kington | **Lettings Prices**

LETS BY PROPERTY TYPE

		Detached	Semi-detached	Terraced	Flat/Apartment
Proportion of lets *last 12 months*		37.5%	43.8%	6.3%	12.5%
Average price achieved *last 12 months*		£1,203	£926	£850	£600
Average price change *per square foot*	1 year	7.2%	25.4%	91.3%	12.4%
	3 years	9.7%	54.9%	50%	-50.5%
	6 years	32.5%	70.7%	107.7%	18%

Source: Dataloft Rental Market Analytics by PriceHubble

PROFILE OF HOMES LET
OVER THE LAST 12 MONTHS

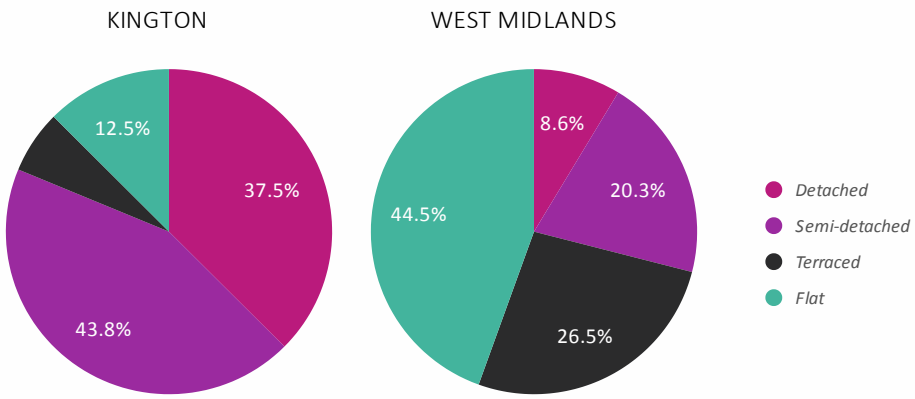

Source: Dataloft Rental Market Analytics by PriceHubble

Local Summary

Over the last 12 months the average rent achieved for homes let in Kington was £962 per month. This is a 22% change on the previous 12 month period.

13% of homes let in the past 12 months were flats, achieving an average rental value of £600 per month. Houses achieved an average rent of £1,030 per month.

17% of renters are aged between 40 and 49.

Lettings Market

Kington

Kington | **Lettings Prices**

AVERAGE MONTHLY RENT BY BEDROOM OVER THE LAST 12 MONTHS

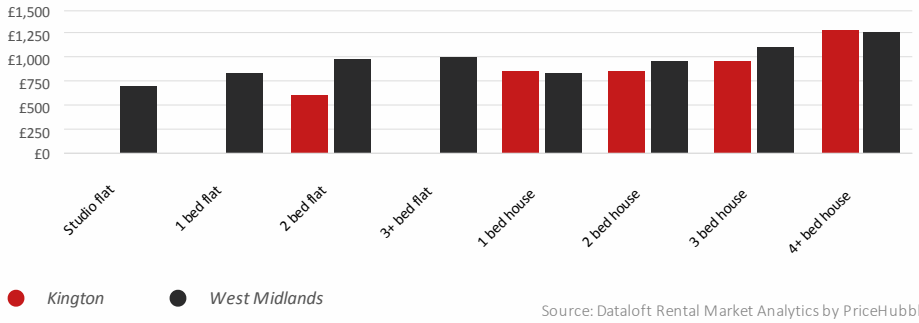

Source: Dataloft Rental Market Analytics by PriceHubble

KINGTON GROSS YIELDS

OVER THE LAST 12 MONTHS AVERAGE

All properties	Flats	Houses
0%	0%	0%

Kington | **Sales and Prices**

ANNUAL CHANGE IN AVERAGE PRICE BY PROPERTY TYPE

OVER THE LAST 12 MONTHS

Price per square foot

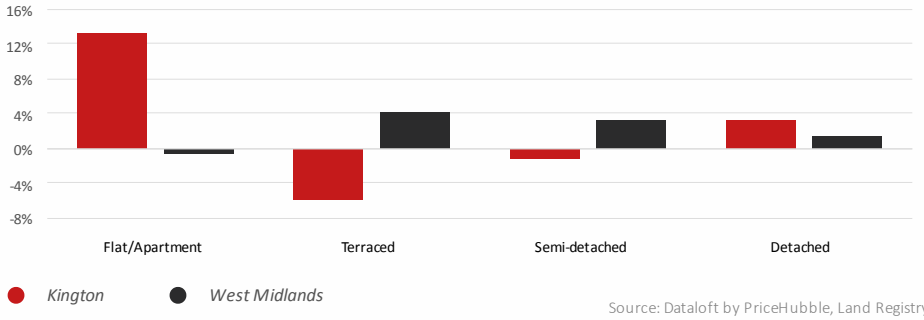

Source: Dataloft by PriceHubble, Land Registry

National Market

Rental market

The average void period rose from 15 days in August to 16 days in September- a increase of 6.7% (Goodlord).

Rents are forecast to increase by 3-4% over 2025 as slower growth in large cities is offset by faster growth in more affordable markets (Zoopla).

The average rent in September was £1,343, up 0.9% year on year (HomeLet).

Economy

The Bank of England has held interest rates at its September meeting amid concerns about persistent inflation.

Monthly GDP grew by 0.2% in the three months to July 2025, down from 0.3% in June and 0.6% in May (ONS).

CPI inflation rose by 3.8% in the 12 months to August 2025, unchanged from July (ONS).

Want to Know More?

JANE CARTER

Senior Lettings Manager

01544 329431

kington.lettings@chancellors.co.uk

chancellors.co.uk

5 High Street, Kington, HR5 3AX

We'd love to hear from you at our branch. Get in touch!

Disclaimer: This report is produced for general information only. Whilst every effort has been made to ensure the accuracy of this publication, PriceHubble accepts no liability for any loss or damage of any nature arising from its use. At all times the content remains the property of PriceHubble under copyright and reproduction of all or part of it in any form is prohibited without written permission from PriceHubble. Published on 2025-10-13.