

# Lettings Market

Headington

Chancellors

As part of our customer service promise, we invest time and energy into helping our clients make informed decisions. Our market reports take an analytical approach in presenting latest insight on the UK property market, with a more detailed focus on the Headington market. Talk to us to learn more.



**JONATHAN PINCOTT** | GROUP ASSOCIATE DIRECTOR

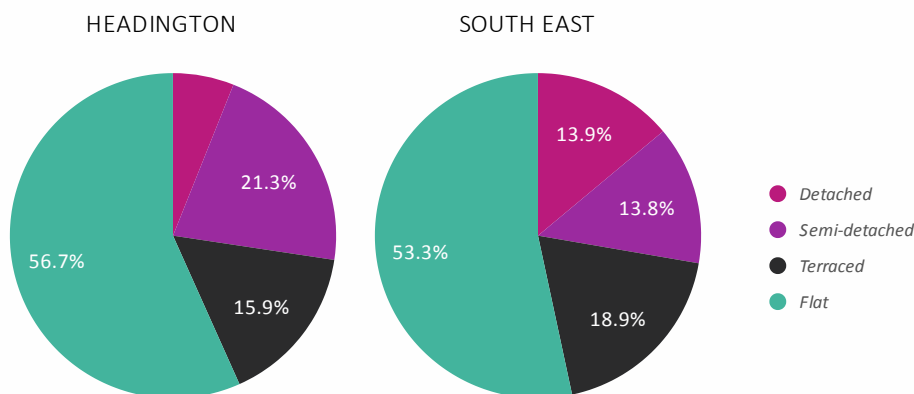
## Headington | Lettings Prices

### LETS BY PROPERTY TYPE

	Detached	Semi-detached	Terraced	Flat/Apartment
<b>Proportion of lets last 12 months</b>	6.1%	21.3%	15.9%	56.7%
<b>Average price achieved last 12 months</b>	£1,988	£1,695	£1,876	£1,369
<b>Average price change per square foot</b>				
1 year	16.2%	-6.7%	23.1%	5.2%
3 years	38.4%	22.1%	50%	18%
6 years	57%	31.4%	44.1%	31.2%

Source: Dataloft Rental Market Analytics by PriceHubble

### PROFILE OF HOMES LET OVER THE LAST 12 MONTHS



Source: Dataloft Rental Market Analytics by PriceHubble

### Local Summary

**Over the last 12 months** the average rent achieved for homes let in Headington was £1,541 per month. This is a 8% change on the previous 12 month period.

57% of homes let in the past 12 months were flats, achieving an average rental value of £1,369 per month. Houses achieved an average rent of £1,799 per month.

11% of renters are aged between 40 and 49.

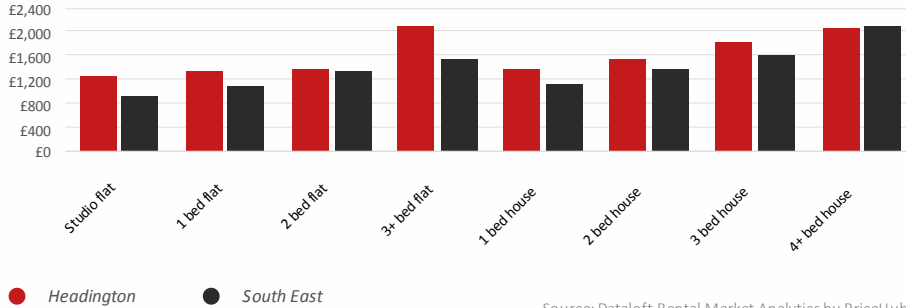
# Lettings Market

Headington

Chancellors

## Headington | Lettings Prices

### AVERAGE MONTHLY RENT BY BEDROOM OVER THE LAST 12 MONTHS



## National Market

### Rental market

The average void period lengthened in October, rising from 16 days in September to 21 days (Goodlord).

Rents are forecast to increase by 3-4% over 2025 as slower growth in large cities is offset by faster growth in more affordable markets (Zoopla).

The average rent in October was £1,345, up 1.4% year on year (HomeLet).

### Economy

The Bank of England has held interest rates at 4% in its November meeting.

Monthly GDP grew by 0.3% in the three months to August 2025, a slight increase from 0.2% in July (ONS).

CPI inflation rose by 3.8% in the 12 months to September, unchanged from August (ONS).

### HEADINGTON GROSS YIELDS

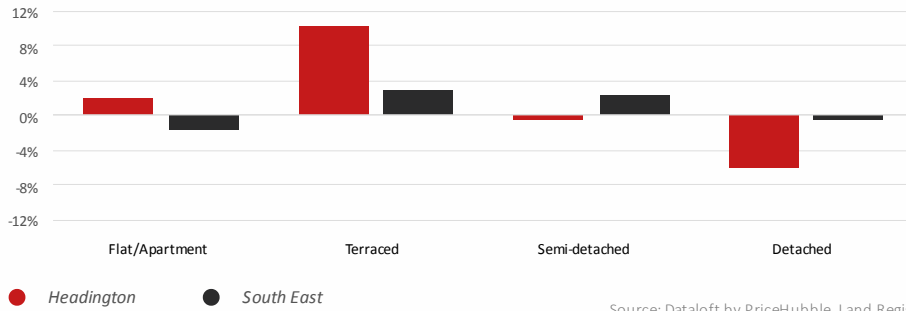
OVER THE LAST 12 MONTHS AVERAGE



## Headington | Sales and Prices

### ANNUAL CHANGE IN AVERAGE PRICE BY PROPERTY TYPE OVER THE LAST 12 MONTHS

Price per square foot



## Want to Know More?



### JONATHAN PINCOTT

Group Associate Director

01865634287

headington.lettings@chancellors.co.uk

chancellors.co.uk

107 London Road, Headington, Oxford, OX3 9HZ

We'd love to hear from you at our branch. Get in touch!

