

Sales Market

Ascot

Chancellors

As part of our customer service promise, we invest time and energy into helping our clients make informed decisions. Our market reports take an analytical approach in presenting latest insight on the UK property market, with a more detailed focus on the Ascot market. Talk to us to learn more.

LAUREN STEARMAN | SENIOR SALES MANAGER



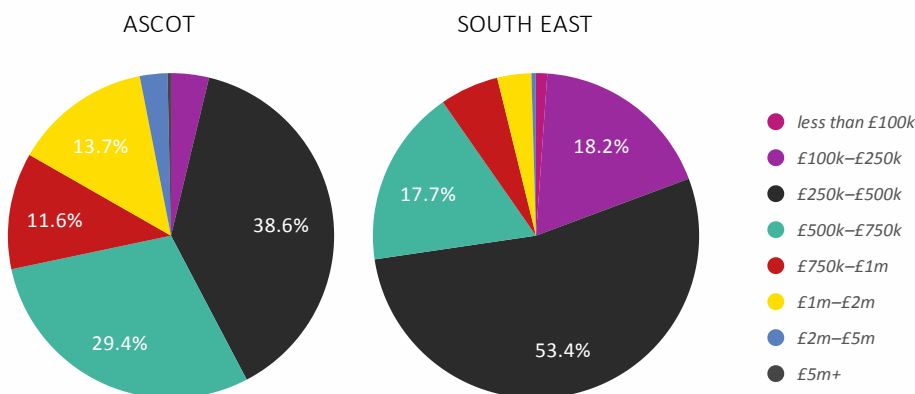
Ascot | Sales Prices

SALES BY PROPERTY TYPE

	Detached	Semi-detached	Terraced	Flat/Apartment
Number of sales last 12 months	92	80	49	72
Average price achieved last 12 months	£1,024,279	£551,142	£496,092	£404,200
Average price change per square foot				
1 year	2.9%	1.4%	0.1%	-2.3%
5 years	25.2%	13.2%	13.3%	0.1%
10 years	33.5%	33.4%	36.2%	7.7%

Source: Dataloft by PriceHubble, Land Registry, MHCLG

SALES BY PRICE BAND OVER THE LAST 12 MONTHS



Source: Dataloft by PriceHubble, Land Registry, MHCLG

Local Summary

Over the last 12 months the average sales price in **Ascot** was **£613,367**. The average price on a per square foot basis was **£516**.

The highest value recorded by the Land Registry over the past 12 months was **£1,250,000** for a flat and **£6,495,000** for a house.

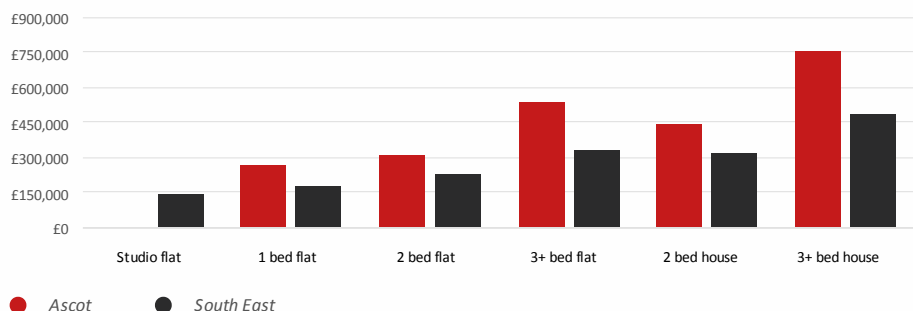
Sales Market

Ascot

Chancellors

Ascot | Sales Prices

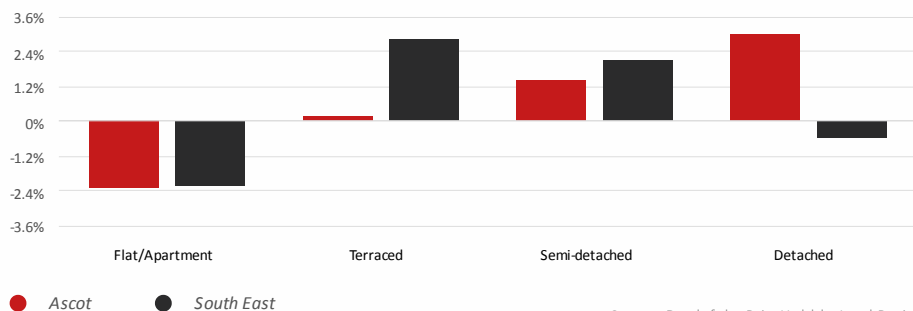
AVERAGE PRICES BY BEDROOM OVER THE LAST 12 MONTHS



Source: Dataloft by PriceHubble, Land Registry

ANNUAL CHANGE IN AVERAGE PRICE BY PROPERTY TYPE OVER THE LAST 12 MONTHS

Price per square foot



Source: Dataloft by PriceHubble, Land Registry

KEY MARKET METRICS OVER THE LAST 12 MONTHS

	Average Values	Change [%]	Number of Transactions	Change [%]
Ascot	£613,367	0.7%	293	-30.9%
South East	£375,581	0.8%	115,479	-10.6%
England & Wales	£281,619	1.7%	725,668	-12%

Source: Dataloft by PriceHubble, Land Registry, MHCLG

National Market

House prices

Over the last 12 months the average sales price in Ascot was **£613,367**. the total value of sales was **£186m**.

Economy

The Bank of England has held interest rates at 4% in its November meeting.

Transactions

There were 98,450 transactions in October, a 2% monthly rise but down -2% year-on-year (HMRC).

Demand

There were 65,000 mortgage approvals in October which is -5% lower than a year ago (Bank of England).

Investment

The average void period rose from 21 days in October to 24 days in November (Goodlord).

Want to Know More?



LAUREN STEARMAN
Senior Sales Manager

01344377295
ascot.sales@chancellors.co.uk
chancellors.co.uk
31 High Street, Ascot, SL5 7HG

We'd love to hear from you at our branch. Get in touch!

