

Lettings Market

Ascot

Chancellors

As part of our customer service promise, we invest time and energy into helping our clients make informed decisions. Our market reports take an analytical approach in presenting latest insight on the UK property market, with a more detailed focus on the Ascot market. Talk to us to learn more.



HAZEM MOHAMMED-HUSSIN | SENIOR LETTINGS MANAGER

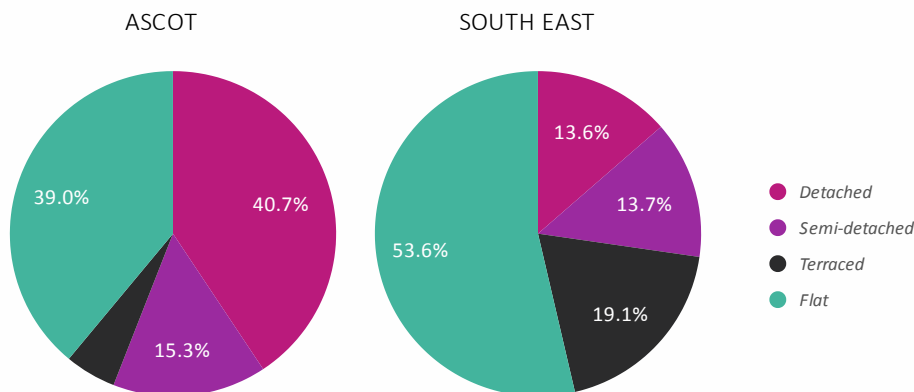
Ascot | Lettings Prices

LETS BY PROPERTY TYPE

| | Detached | Semi-detached | Terraced | Flat/Apartment |
|--|----------|---------------|----------|----------------|
| Proportion of lets last 12 months | 40.7% | 15.3% | 5.1% | 39% |
| Average price achieved last 12 months | £4,301 | £2,489 | £1,716 | £2,234 |
| Average price change per square foot | | | | |
| 1 year | -18.3% | 8.2% | -6.2% | 6.3% |
| 3 years | -12.6% | 21% | 9.4% | 12.9% |
| 6 years | 18.7% | 36.5% | 20.1% | 35.2% |

Source: Dataloft Rental Market Analytics by PriceHubble

PROFILE OF HOMES LET OVER THE LAST 12 MONTHS



Source: Dataloft Rental Market Analytics by PriceHubble

Local Summary

Over the last 12 months the average rent achieved for homes let in Ascot was £2,925 per month. This is a -4% change on the previous 12 month period.

39% of homes let in the past 12 months were flats, achieving an average rental value of £2,234 per month. Houses achieved an average rent of £3,475 per month.

33% of renters are aged between 40 and 49.

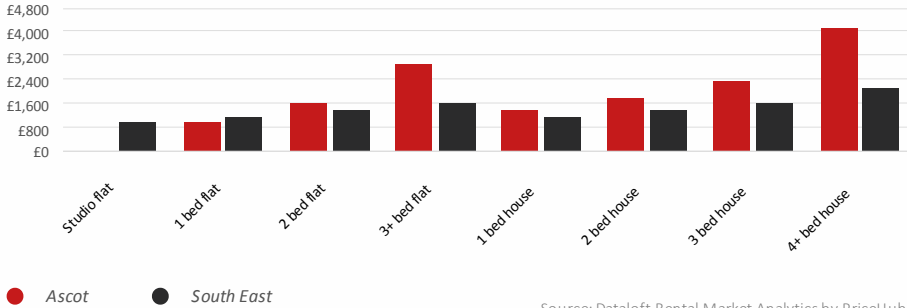
Lettings Market

Ascot

Chancellors

Ascot | Lettings Prices

AVERAGE MONTHLY RENT BY BEDROOM OVER THE LAST 12 MONTHS



National Market

Rental market

The average void period rose from 21 days in October to 24 days in November (Goodlord).

Rents are forecast to increase by 3-4% over 2025 as slower growth in large cities is offset by faster growth in more affordable markets (Zoopla).

The average rent in November was £1,337, up 2.3% year on year (HomeLet).

Economy

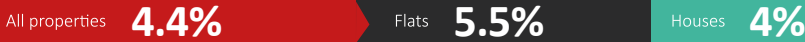
The Bank of England has held interest rates at 4% in its November meeting.

Monthly GDP grew by 0.1% in the three months to September, following growth of 0.2% in August 2025 (ONS).

The Consumer Prices Index (CPI) rose by 3.6% in the 12 months to October, down from 3.8% in September which was in line with expectations (ONS).

ASCOT GROSS YIELDS

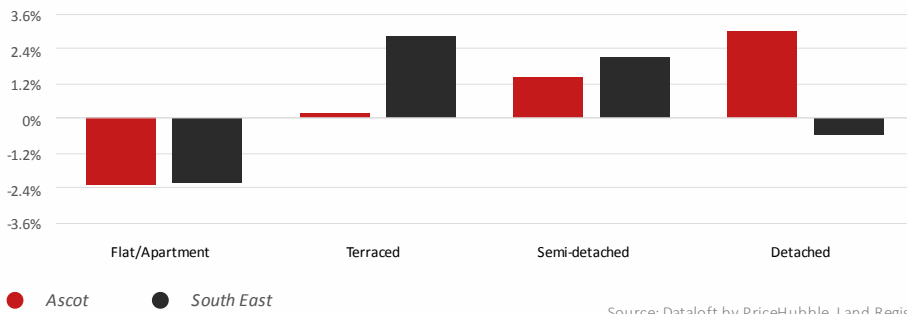
OVER THE LAST 12 MONTHS AVERAGE



Ascot | Sales and Prices

ANNUAL CHANGE IN AVERAGE PRICE BY PROPERTY TYPE OVER THE LAST 12 MONTHS

Price per square foot



Want to Know More?



HAZEM MOHAMMED-HUSSIN

Senior Lettings Manager

01344377351
 ascot.lettings@chancellors.co.uk
 chancellors.co.uk
 31 High Street, Ascot, SL5 7HG

We'd love to hear from you at our branch. Get in touch!

