

Sales Market

Ascot

Chancellors





As part of our customer service promise, we invest time and energy into helping our clients make informed decisions. Our market reports take an analytical approach in presenting latest insight on the UK property market, with a more detailed focus on the Ascot market. Talk to us to learn more.

LAUREN STEARMAN | SENIOR SALES MANAGER



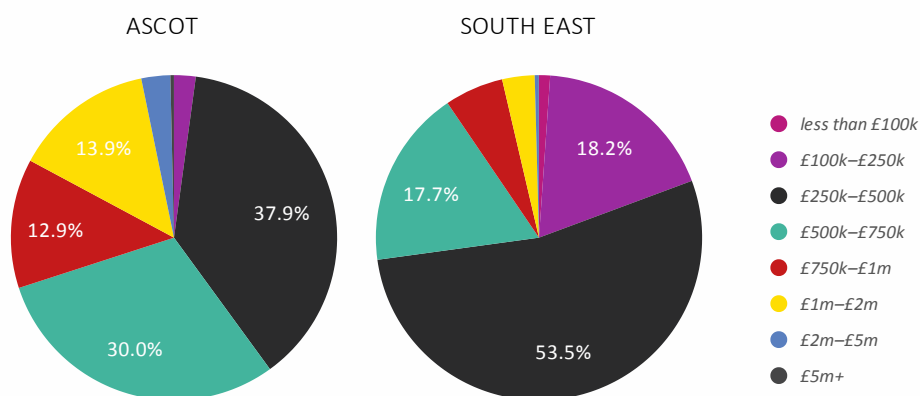
Ascot | Sales Prices

SALES BY PROPERTY TYPE

	Detached	Semi-detached	Terraced	Flat/Apartment
				
Number of sales last 12 months	86	80	51	63
Average price achieved last 12 months	£1,014,812	£547,053	£501,653	£423,026
Average price change per square foot				
1 year	4.3%	0.5%	1.5%	-2.6%
5 years	28.8%	13.2%	13.6%	-0.7%
10 years	34.2%	32.4%	36.2%	7.2%

Source: Dataloft by PriceHubble, Land Registry, MHCLG

SALES BY PRICE BAND OVER THE LAST 12 MONTHS



Local Summary

Over the last 12 months the average sales price in **Ascot** was **£615,657**. The average price on a per square foot basis was **£517**.

The highest value recorded by the Land Registry over the past 12 months was **£1,530,000** for a flat and **£6,495,000** for a house.

Source: Dataloft by PriceHubble, Land Registry, MHCLG

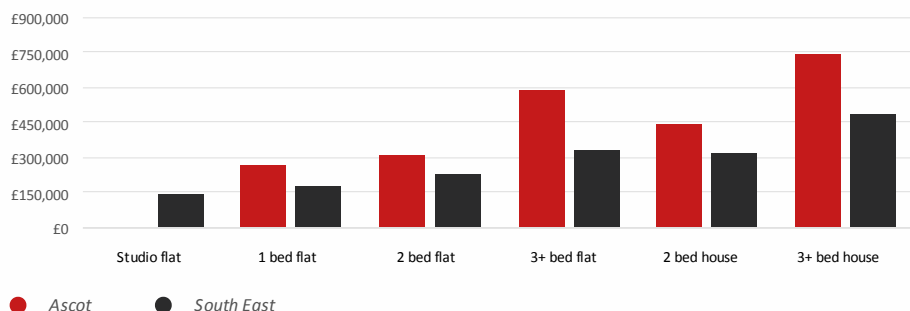
Sales Market

Ascot

Chancellors

Ascot | Sales Prices

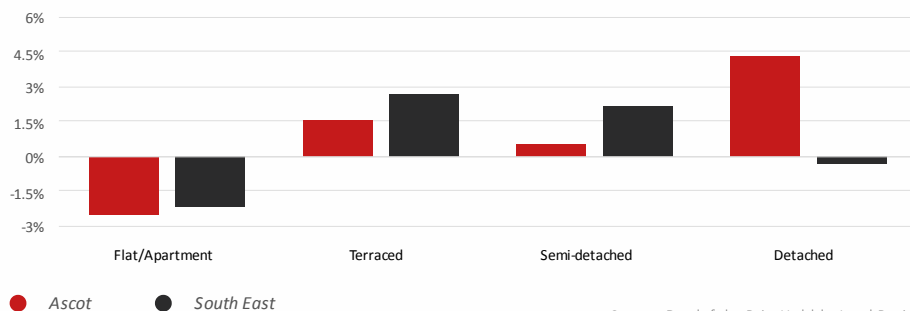
AVERAGE PRICES BY BEDROOM OVER THE LAST 12 MONTHS



Source: Dataloft by PriceHubble, Land Registry

ANNUAL CHANGE IN AVERAGE PRICE BY PROPERTY TYPE OVER THE LAST 12 MONTHS

Price per square foot



Source: Dataloft by PriceHubble, Land Registry

KEY MARKET METRICS OVER THE LAST 12 MONTHS

	Average Values	Change [%]	Number of Transactions	Change [%]
Ascot	£615,657	1.3%	280	-35.6%
South East	£375,830	0.8%	114,364	-13.3%
England & Wales	£281,616	1.5%	720,336	-14.5%

Source: Dataloft by PriceHubble, Land Registry, MHCLG

National Market

House prices

Over the last 12 months the average sales price in Ascot was **£615,657**. the total value of sales was **£189m**.

Economy

The Bank of England has cut interest rates from 4% to 3.75% - the lowest level since February 2023.

Transactions

There were 100,350 transactions in November, up 8% year-on-year (HMRC).

Demand

There were 64,530 mortgage approvals in November which is -2% lower than a year ago (Bank of England).

Investment

The average void period dropped from 24 days in November to 23 days in December (Goodlord).

Want to Know More?



LAUREN STEARMAN
Senior Sales Manager

01344377295
ascot.sales@chancellors.co.uk
chancellors.co.uk
31 High Street, Ascot, SL5 7HG

We'd love to hear from you at our branch. Get in touch!

