

# Lettings Market

Camberley

Chancellors

As part of our customer service promise, we invest time and energy into helping our clients make informed decisions. Our market reports take an analytical approach in presenting latest insight on the UK property market, with a more detailed focus on the Camberley market. Talk to us to learn more.



**JENNIFER KNOWLES** | SENIOR LETTINGS MANAGER

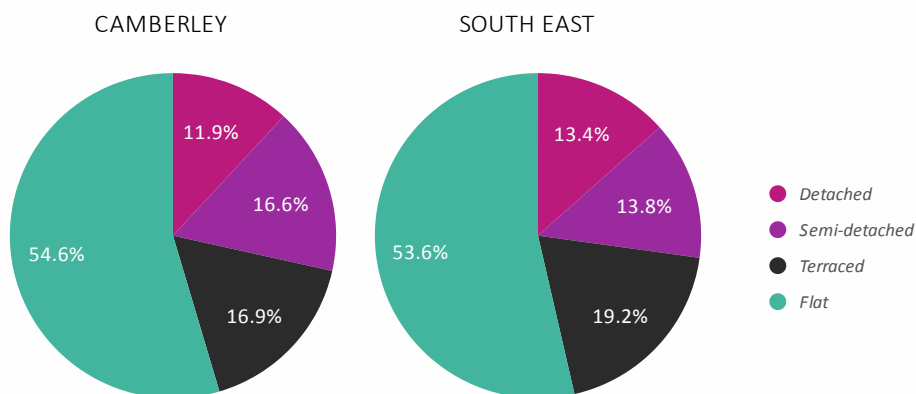
## Camberley | Lettings Prices

### LETS BY PROPERTY TYPE

	Detached	Semi-detached	Terraced	Flat/Apartment
<b>Proportion of lets last 12 months</b>	11.9%	16.6%	16.9%	54.6%
<b>Average price achieved last 12 months</b>	£2,143	£1,707	£1,460	£1,183
<b>Average price change per square foot</b>				
1 year	1.6%	6.4%	0.4%	0.5%
3 years	15.7%	16.3%	12.4%	21.5%
6 years	36.9%	36.3%	32.7%	43.8%

Source: Dataloft Rental Market Analytics by PriceHubble

### PROFILE OF HOMES LET OVER THE LAST 12 MONTHS



Source: Dataloft Rental Market Analytics by PriceHubble

### Local Summary

**Over the last 12 months** the average rent achieved for homes let in Camberley was £1,399 per month. This is a 1% change on the previous 12 month period.

55% of homes let in the past 12 months were flats, achieving an average rental value of £1,183 per month. Houses achieved an average rent of £1,709 per month.

18% of renters are aged between 40 and 49.

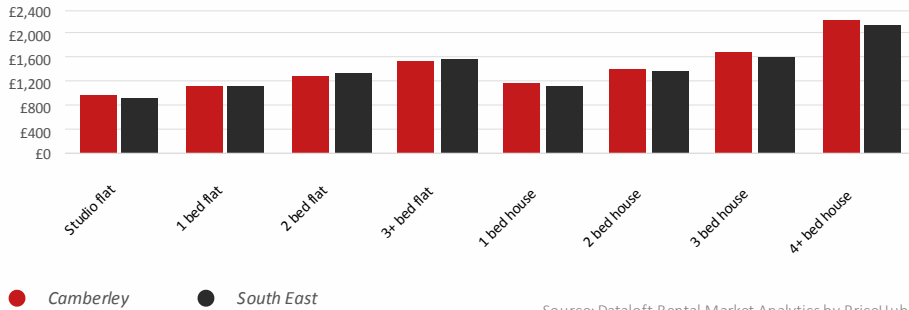
# Lettings Market

Camberley

Chancellors

## Camberley | Lettings Prices

### AVERAGE MONTHLY RENT BY BEDROOM OVER THE LAST 12 MONTHS



## National Market

### Rental market

The average void period dropped from 24 days in November to 23 days in December (Goodlord).

Rents are forecast to increase by 3-4% over 2025 as slower growth in large cities is offset by faster growth in more affordable markets (Zoopla).

The average rent in December was £1,317, up 2.6% year on year (HomeLet).

### Economy

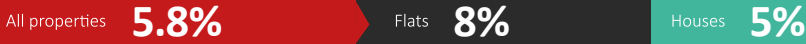
The Bank of England has cut interest rates from 4% to 3.75% - the lowest level since February 2023.

Monthly GDP fell by 0.1% in the three months to October, following growth of 0.1% in September 2025 (ONS).

The Consumer Prices Index (CPI) rose by 3.2% in the 12 months to November 2025, down from 3.6% in October (ONS).

### CAMBERLEY GROSS YIELDS

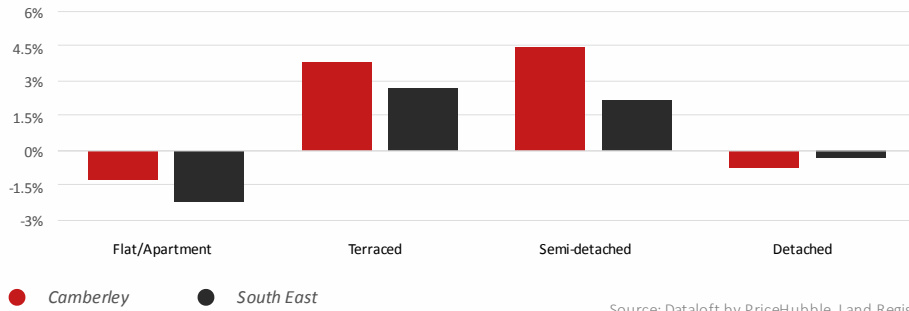
OVER THE LAST 12 MONTHS AVERAGE



## Camberley | Sales and Prices

### ANNUAL CHANGE IN AVERAGE PRICE BY PROPERTY TYPE OVER THE LAST 12 MONTHS

Price per square foot



## Want to Know More?



### JENNIFER KNOWLES

Senior Lettings Manager

01276402960  
 camberley.lettings@chancellors.co.uk  
 chancellors.co.uk  
 68-70a High Street, Camberley, GU15 3RS

We'd love to hear from you at our branch. Get in touch!

