

Sales Market

Camberley

Chancellors

As part of our customer service promise, we invest time and energy into helping our clients make informed decisions. Our market reports take an analytical approach in presenting latest insight on the UK property market, with a more detailed focus on the Camberley market. Talk to us to learn more.

PIERCE GUNBIE-BROWNE | SALES CLIENT MANAGER



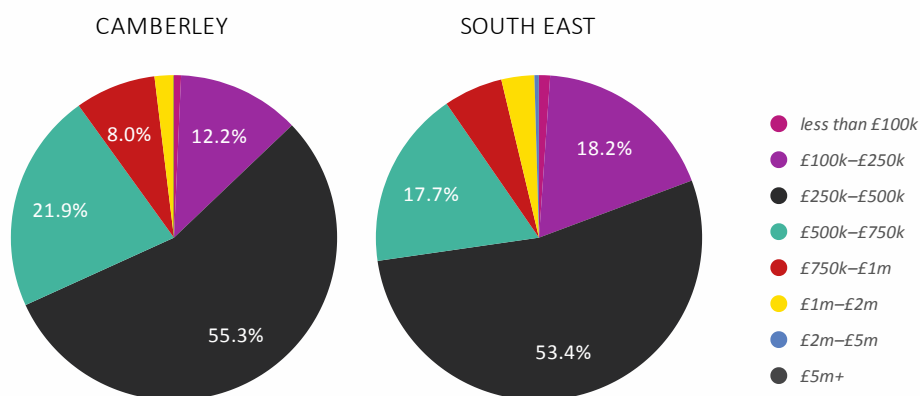
Camberley | Sales Prices

SALES BY PROPERTY TYPE

	Detached	Semi-detached	Terraced	Flat/Apartment
Number of sales last 12 months	460	470	383	259
Average price achieved last 12 months	£641,218	£443,928	£351,672	£214,530
Average price change per square foot				
1 year	-1%	4.1%	3.9%	-2.2%
5 years	14.3%	16.5%	19%	-7.3%
10 years	30%	33.8%	35%	5.1%

Source: Dataloft by PriceHubble, Land Registry, MHCLG

SALES BY PRICE BAND OVER THE LAST 12 MONTHS



Source: Dataloft by PriceHubble, Land Registry, MHCLG

Local Summary

Over the last 12 months the average sales price in **Camberley** was **£412,118**. The average price on a per square foot basis was **£420**.

The highest value recorded by the Land Registry over the past 12 months was **£600,000** for a flat and **£1,800,000** for a house.

Sales Market

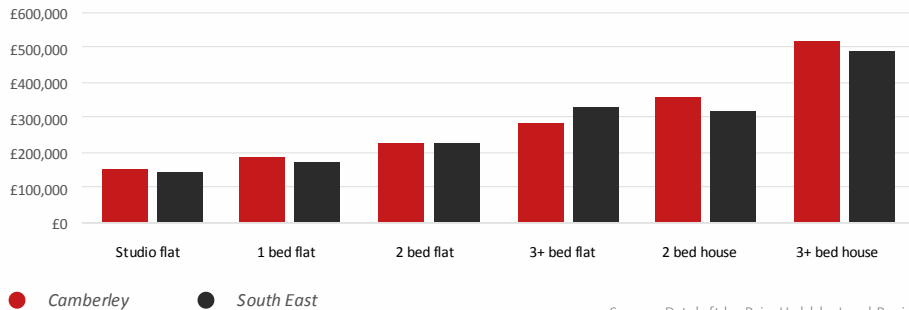
Camberley

Chancellors

Camberley | Sales Prices

National Market

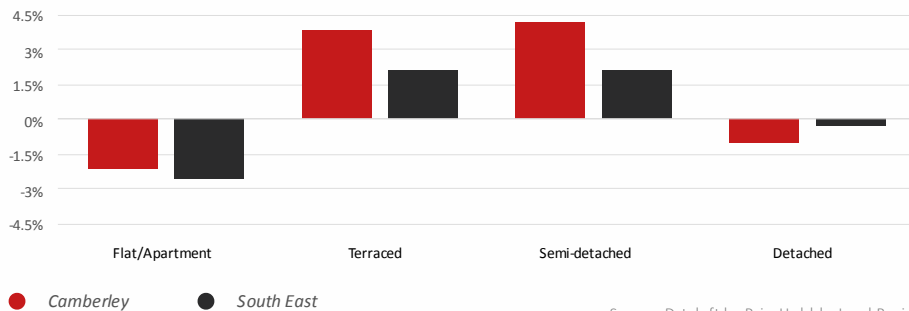
AVERAGE PRICES BY BEDROOM OVER THE LAST 12 MONTHS



Source: Dataloft by PriceHubble, Land Registry

ANNUAL CHANGE IN AVERAGE PRICE BY PROPERTY TYPE OVER THE LAST 12 MONTHS

Price per square foot



Source: Dataloft by PriceHubble, Land Registry

KEY MARKET METRICS OVER THE LAST 12 MONTHS

	Average Values	Change [%]	Number of Transactions	Change [%]
Camberley	£412,118	1.7%	1,572	-9.5%
South East	£376,614	0.6%	113,941	-14.9%
England & Wales	£282,148	1.3%	717,368	-16.3%

Source: Dataloft by PriceHubble, Land Registry, MHCLG

House prices

Over the last 12 months the average sales price in Camberley was **£412,118**. the total value of sales was **£659m**.

Economy

The Bank of England has held interest rates at 3.75%, remaining at their lowest level since February 2023.

Transactions

There were 100,440 transactions in December, up 5% year-on-year (HMRC).

Demand

There were 61,013 mortgage approvals in December which is -8% lower than a year ago (Bank of England).

Investment

The average void period dropped from 24 days in November to 23 days in December (Goodlord).

Want to Know More?



PIERCE GUNBIE-BROWNE
Sales Client Manager

01276402927
camberley.sales@chancellors.co.uk
chancellors.co.uk
68-70a High Street, Camberley, GU15 3RS

We'd love to hear from you at our branch. Get in touch!

