

Sales Market

Surbiton

Chancellors





As part of our customer service promise, we invest time and energy into helping our clients make informed decisions. Our market reports take an analytical approach in presenting latest insight on the UK property market, with a more detailed focus on the Surbiton market. Talk to us to learn more.



NICOLAS SCOTT | SALES MANAGER

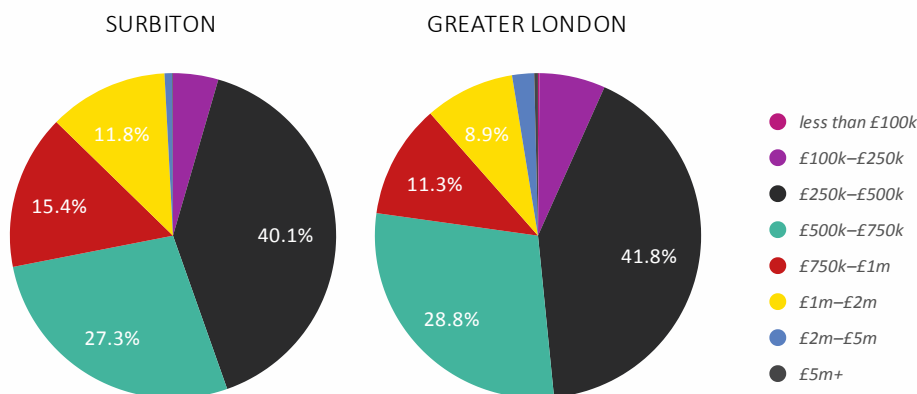
Surbiton | Sales Prices

SALES BY PROPERTY TYPE

	Detached	Semi-detached	Terraced	Flat/Apartment
				
Number of sales <i>last 12 months</i>	159	356	345	568
Average price achieved <i>last 12 months</i>	£1,105,113	£762,386	£608,097	£359,305
Average price change <i>per square foot</i>	1 year	-0.6%	4.7%	2.2%
	5 years	8.3%	14%	11.8%
	10 years	18%	34.7%	24.2%

Source: Dataloft by PriceHubble, Land Registry, MHCLG

SALES BY PRICE BAND OVER THE LAST 12 MONTHS



Source: Dataloft by PriceHubble, Land Registry, MHCLG

Local Summary

Over the last 12 months the average sales price in **Surbiton** was **£554,963**. The average price on a per square foot basis was **£621**.

The highest value recorded by the Land Registry over the past 12 months was **£1,437,500** for a flat and **£7,280,000** for a house.

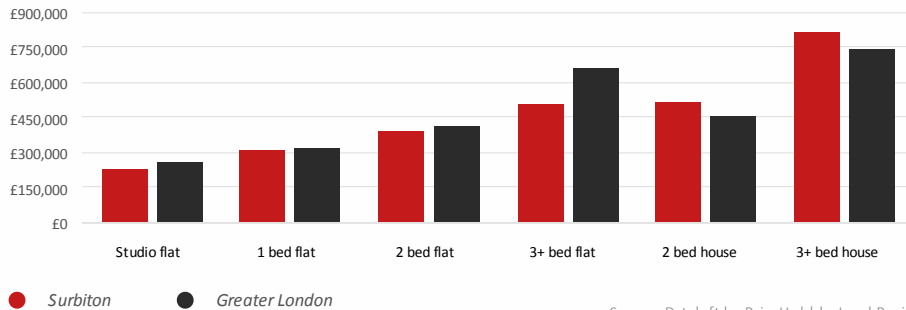
Sales Market

Surbiton

Chancellors

Surbiton | Sales Prices

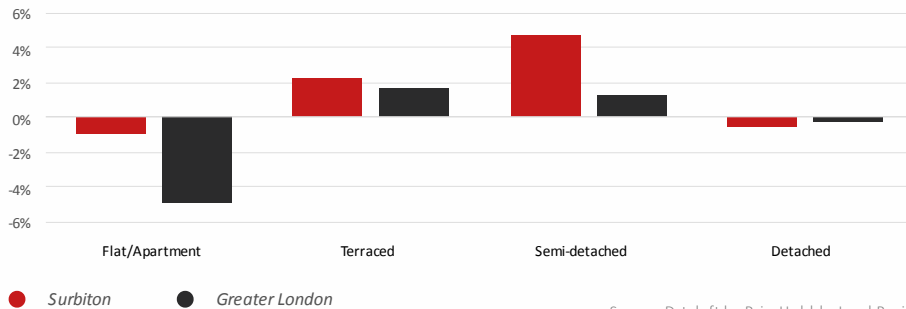
AVERAGE PRICES BY BEDROOM OVER THE LAST 12 MONTHS



Source: Dataloft by PriceHubble, Land Registry

ANNUAL CHANGE IN AVERAGE PRICE BY PROPERTY TYPE OVER THE LAST 12 MONTHS

Price per square foot



Source: Dataloft by PriceHubble, Land Registry

KEY MARKET METRICS OVER THE LAST 12 MONTHS

	Average Values	Change [%]	Number of Transactions	Change [%]
Surbiton	£554,963	1.4%	1,428	-16.6%
Greater London	£533,085	-2%	80,110	-19.8%
England & Wales	£275,946	-2.3%	757,409	-15.9%

Source: Dataloft by PriceHubble, Land Registry, MHCLG

National Market

House prices

Over the last 12 months the average sales price in Surbiton was **£554,963**. the total value of sales was **£746m**.

Economy

The Bank of England held interest rates at 3.75% in April, as uncertainty over the Iran war continues.

Transactions

There were 104,070 transactions in March, down by 41% year-on-year (HMRC).

Demand

There were 63,531 mortgage approvals in March which is just 0.8% lower than a year ago (Bank of England).

Investment

The average void period increased from 22 to 24 days in April (Goodlord).

Want to Know More?



NICOLAS SCOTT
Sales Manager

02039359918
surbiton.sales@chancellors.co.uk
chancellors.co.uk
1-5 St Mark's Hill, Surbiton, KT6 4LH

We'd love to hear from you at our branch. Get in touch!

