

Sales Market

Hampstead

Chancellors

As part of our customer service promise, we invest time and energy into helping our clients make informed decisions. Our market reports take an analytical approach in presenting latest insight on the UK property market, with a more detailed focus on the Hampstead market. Talk to us to learn more.



SAAM FOROUHAR | SALES MANAGER

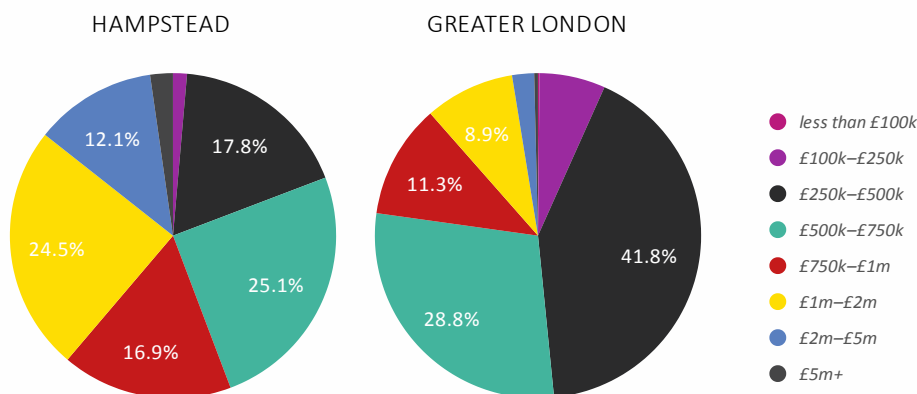
Hampstead | Sales Prices

SALES BY PROPERTY TYPE

	Detached	Semi-detached	Terraced	Flat/Apartment
Number of sales last 12 months	39	103	168	847
Average price achieved last 12 months	£3,310,971	£1,824,022	£1,533,362	£746,982
Average price change per square foot				
1 year	-6.8%	-5.6%	2%	1%
5 years	2.5%	1.1%	5.2%	6.3%
10 years	12.8%	9.7%	14.8%	3.7%

Source: Dataloft by PriceHubble, Land Registry, MHCLG

SALES BY PRICE BAND OVER THE LAST 12 MONTHS



Source: Dataloft by PriceHubble, Land Registry, MHCLG

Local Summary

Over the last 12 months the average sales price in **Hampstead** was **£963,717**. The average price on a per square foot basis was **£973**.

The highest value recorded by the Land Registry over the past 12 months was **£5,490,000** for a flat and **£16,500,000** for a house.

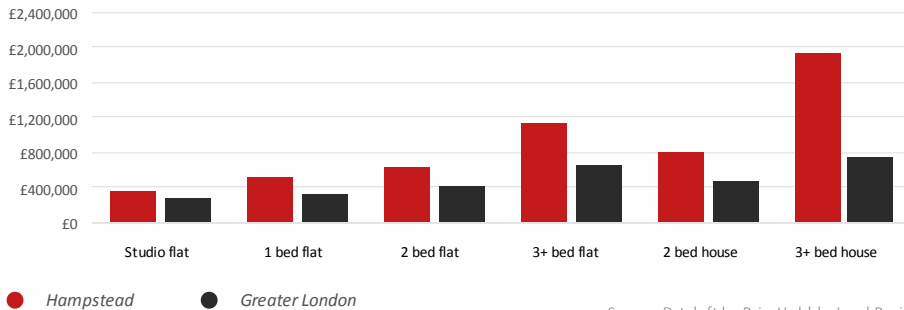
Sales Market

Hampstead

Chancellors

Hampstead | Sales Prices

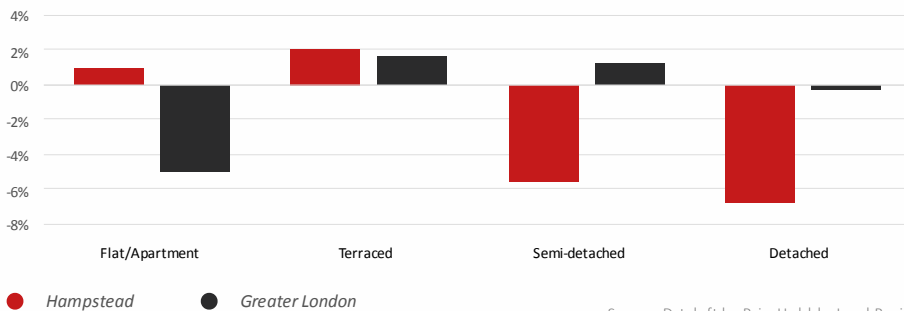
AVERAGE PRICES BY BEDROOM OVER THE LAST 12 MONTHS



Source: Dataloft by PriceHubble, Land Registry

ANNUAL CHANGE IN AVERAGE PRICE BY PROPERTY TYPE OVER THE LAST 12 MONTHS

Price per square foot



Source: Dataloft by PriceHubble, Land Registry

KEY MARKET METRICS OVER THE LAST 12 MONTHS

	Average Values	Change [%]	Number of Transactions	Change [%]
Hampstead	€963,717	0.7%	1,157	-31.8%
Greater London	€533,085	-2%	80,110	-19.8%
England & Wales	€275,946	-2.3%	757,409	-15.9%

Source: Dataloft by PriceHubble, Land Registry, MHCLG

National Market

House prices

Over the last 12 months the average sales price in Hampstead was **€963,717**. the total value of sales was **€1.18bn**.

Economy

The Bank of England held interest rates at 3.75% in April, as uncertainty over the Iran war continues.

Transactions

There were 104,070 transactions in March, down by 41% year-on-year (HMRC).

Demand

There were 63,531 mortgage approvals in March which is just 0.8% lower than a year ago (Bank of England).

Investment

The average void period increased from 22 to 24 days in April (Goodlord).

Want to Know More?



SAAM FOROUHAR
Sales Manager

02036214418
hampstead.sales@chancellors.co.uk
chancellors.co.uk
55 Heath Street, Hampstead, London, NW3 6UG

We'd love to hear from you at our branch. Get in touch!

