

Sales Market

Notting Hill

Chancellors





As part of our customer service promise, we invest time and energy into helping our clients make informed decisions. Our market reports take an analytical approach in presenting latest insight on the UK property market, with a more detailed focus on the Notting Hill market. Talk to us to learn more.



ALEXANDER RAGHEB | SALES MANAGER

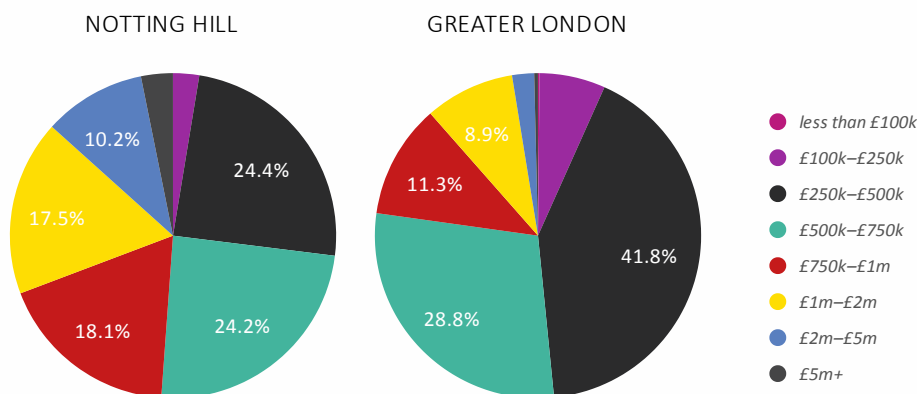
Notting Hill | Sales Prices

SALES BY PROPERTY TYPE

	Detached	Semi-detached	Terraced	Flat/Apartment
				
Number of sales last 12 months	15	49	375	1,303
Average price achieved last 12 months	£3,140,488	£1,712,628	£1,527,172	£670,077
Average price change per square foot				
1 year	17.3%	-0.1%	3.7%	-7.6%
5 years	35.5%	0.4%	4.4%	-14.4%
10 years	-30.3%	-9.3%	10.9%	-10.6%

Source: Dataloft by PriceHubble, Land Registry, MHCLG

SALES BY PRICE BAND OVER THE LAST 12 MONTHS



Source: Dataloft by PriceHubble, Land Registry, MHCLG

Local Summary

Over the last 12 months the average sales price in **Notting Hill** was **£851,527**. The average price on a per square foot basis was **£1,008**.

The highest value recorded by the Land Registry over the past 12 months was **£12,950,000** for a flat and **£41,000,000** for a house.

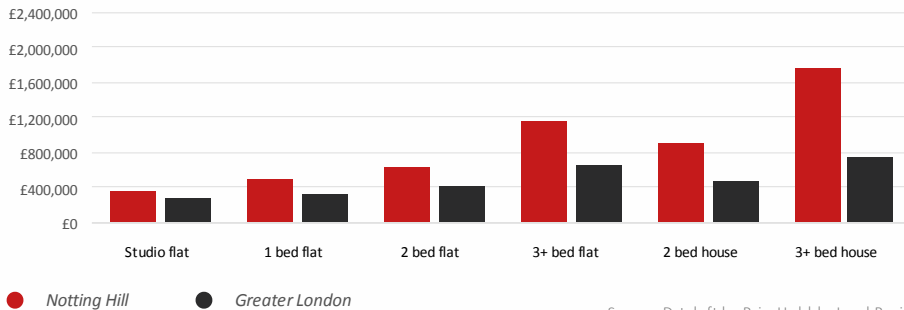
Sales Market

Notting Hill

Chancellors

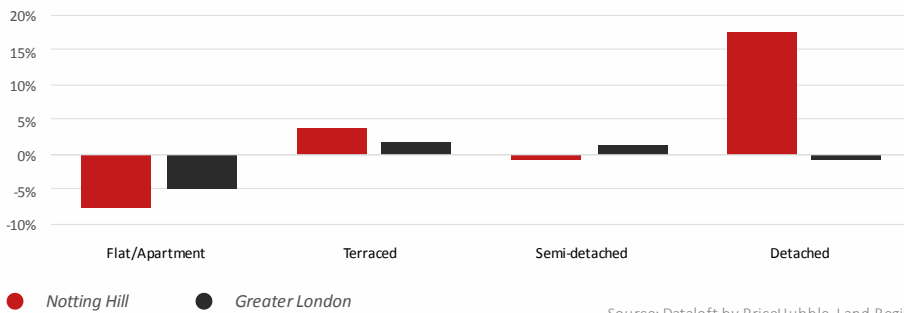
Notting Hill | Sales Prices

AVERAGE PRICES BY BEDROOM OVER THE LAST 12 MONTHS



ANNUAL CHANGE IN AVERAGE PRICE BY PROPERTY TYPE OVER THE LAST 12 MONTHS

Price per square foot



KEY MARKET METRICS OVER THE LAST 12 MONTHS

	Average Values	Change [%]	Number of Transactions	Change [%]
Notting Hill	€851,527	-4.4%	1,742	-23.5%
Greater London	€533,085	-2%	80,110	-19.8%
England & Wales	€275,946	-2.3%	757,409	-15.9%

Source: Dataloft by PriceHubble, Land Registry, MHCLG

National Market

House prices

Over the last 12 months the average sales price in Notting Hill was **€851,527**. the total value of sales was **€1.75bn**.

Economy

The Bank of England held interest rates at 3.75% in April, as uncertainty over the Iran war continues.

Transactions

There were 104,070 transactions in March, down by 41% year-on-year (HMRC).

Demand

There were 63,531 mortgage approvals in March which is just 0.8% lower than a year ago (Bank of England).

Investment

The average void period increased from 22 to 24 days in April (Goodlord).

Want to Know More?



ALEXANDER RAGHEB
Sales Manager

02036218060
nottinghill.sales@chancellors.co.uk
chancellors.co.uk
15 Notting Hill Gate, London, W11 3JQ

We'd love to hear from you at our branch. Get in touch!

