

Sales Market

Botley

Chancellors





As part of our customer service promise, we invest time and energy into helping our clients make informed decisions. Our market reports take an analytical approach in presenting latest insight on the UK property market, with a more detailed focus on the Botley market. Talk to us to learn more.



ANTHONY BELL | SENIOR SALES MANAGER

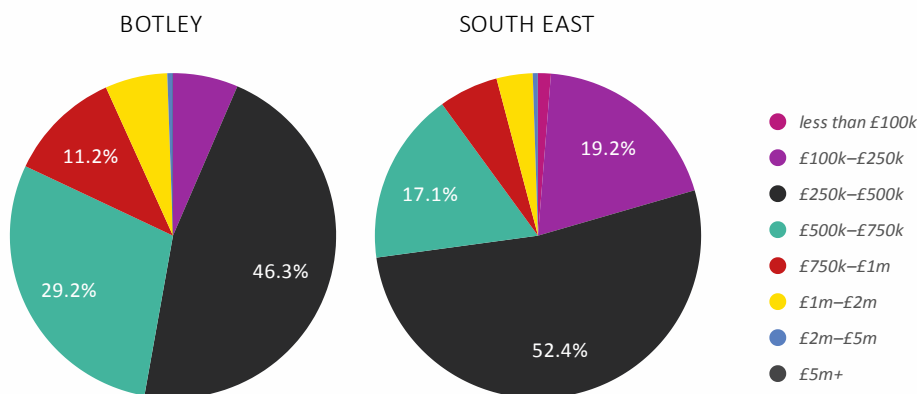
Botley | Sales Prices

SALES BY PROPERTY TYPE

	Detached	Semi-detached	Terraced	Flat/Apartment
				
Number of sales last 12 months	137	113	66	40
Average price achieved last 12 months	£708,153	£478,189	£415,040	£265,804
Average price change per square foot				
1 year	-1.3%	3.4%	4.4%	6.1%
5 years	14.3%	22.9%	12.1%	9.5%
10 years	25%	32.3%	25%	26%

Source: Dataloft by PriceHubble, Land Registry, MHCLG

SALES BY PRICE BAND OVER THE LAST 12 MONTHS



Source: Dataloft by PriceHubble, Land Registry, MHCLG

Local Summary

Over the last 12 months the average sales price in **Botley** was **£506,615**. The average price on a per square foot basis was **£448**.

The highest value recorded by the Land Registry over the past 12 months was **£530,000** for a flat and **£2,275,000** for a house.

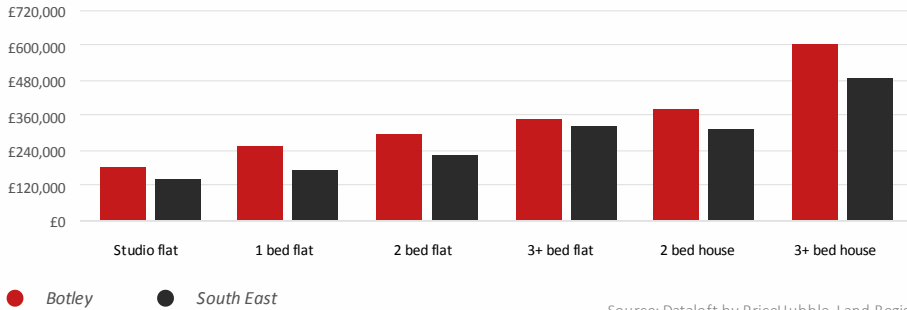
Sales Market

Botley

Chancellors

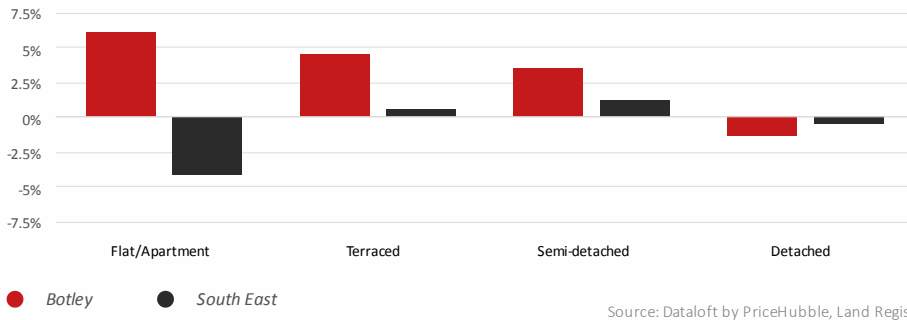
Botley | Sales Prices

AVERAGE PRICES BY BEDROOM OVER THE LAST 12 MONTHS



ANNUAL CHANGE IN AVERAGE PRICE BY PROPERTY TYPE OVER THE LAST 12 MONTHS

Price per square foot



KEY MARKET METRICS OVER THE LAST 12 MONTHS

	Average Values	Change [%]	Number of Transactions	Change [%]
Botley	£506,615	2%	356	-30.9%
South East	£373,605	-0.7%	108,110	-29%
England & Wales	£278,242	-1.5%	692,869	-28.6%

Source: Dataloft by PriceHubble, Land Registry, MHCLG

National Market

House prices

Over the last 12 months the average sales price in Botley was **£506,615**, the total value of sales was **£204m**.

Economy

The Bank of England held interest rates at 3.75% in April, as uncertainty over the Iran war continues.

Transactions

There were 101,030 transactions in April, up 53% year-on-year, reflecting the sharp drop in April 2025 following SDLT threshold changes (HMRC).

Demand

There were 65,945 mortgage approvals in April, up 3% on March and 8% higher than a year ago (Bank of England).

Investment

The average void period increased from 22 to 24 days in April (Goodlord).

Want to Know More?



ANTHONY BELL
Senior Sales Manager

01865819498
botley.sales@chancellors.co.uk
chancellors.co.uk
11 West Way Square, Botley, Oxford, OX2 9TJ

We'd love to hear from you at our branch. Get in touch!

