Sales Market

Witney

Chancellors

As part of our customer service promise, we invest time and energy into helping our clients make informed decisions. Our market reports take an analytical approach in presenting latest insight on the UK property market, with a more detailed focus on the Witney market. Talk to us to learn more.

CAMERON WATKINS | SENIOR SALES MANAGER

Witney | **Sales Prices**

SALES BY PROPERTY TYPE

		Detached	Semi-detached	Terraced	Flat/Apartment
Number of sales *last 12 months*		210	217	169	111
Average price achieved *last 12 months*		£574,559	£385,651	£333,174	£210,577
Average price change *per square foot*	1 year	0.4%	-0.2%	5.5%	9.7%
	5 years	17.8%	19.3%	22%	11.1%
	10 years	29.7%	26.4%	26.8%	7.9%

Source: Dataloft by PriceHubble, Land Registry, MHCLG

SALES BY PRICE BAND
OVER THE LAST 12 MONTHS

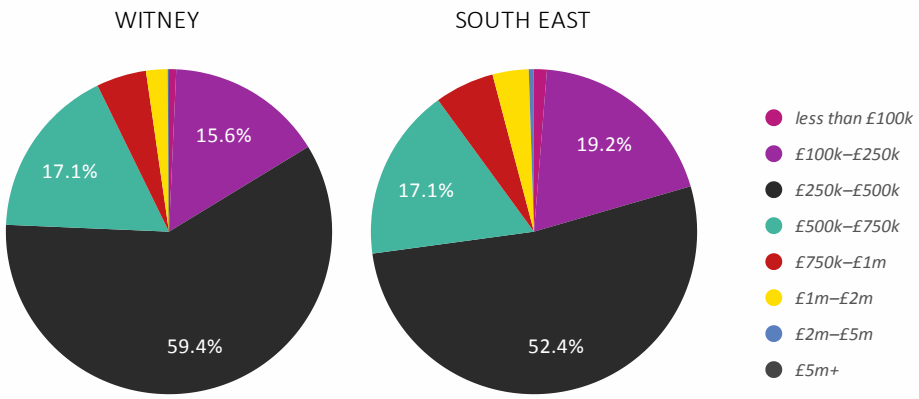

Source: Dataloft by PriceHubble, Land Registry, MHCLG

Local Summary

Over the last 12 months the average sales price in **Witney** was **£384,780**. The average price on a per square foot basis was **£396**.

The highest value recorded by the Land Registry over the past 12 months was **£1,075,000** for a flat and **£3,500,000** for a house.

Sales Market

Witney

Chancellors

Witney | **Sales Prices**

AVERAGE PRICES BY BEDROOM OVER THE LAST 12 MONTHS

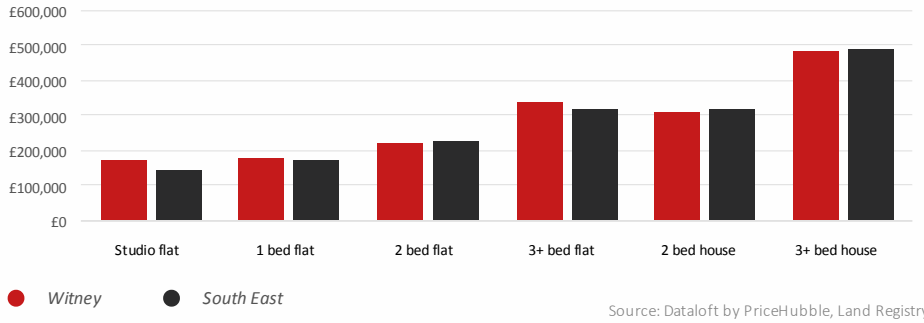

Source: Dataloft by PriceHubble, Land Registry

ANNUAL CHANGE IN AVERAGE PRICE BY PROPERTY TYPE OVER THE LAST 12 MONTHS

Price per square foot

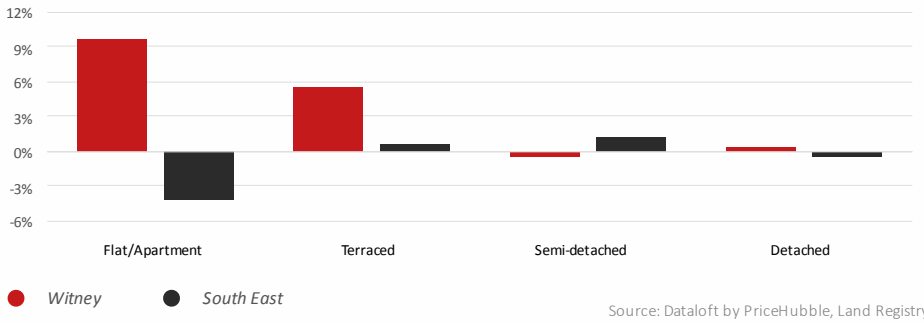

Source: Dataloft by PriceHubble, Land Registry

KEY MARKET METRICS OVER THE LAST 12 MONTHS

	Average Values	Change [%]	Number of Transactions	Change [%]
Witney	£384,780	2.6%	707	-18%
South East	£373,605	-0.7%	108,110	-29%
England & Wales	£278,242	-1.5%	692,869	-28.6%

Source: Dataloft by PriceHubble, Land Registry, MHCLG

National Market

House prices

Over the last 12 months the average sales price in Witney was **£384,780**. the total value of sales was **£300m**.

Economy

The Bank of England held interest rates at 3.75% in April, as uncertainty over the Iran war continues.

Transactions

There were 101,030 transactions in April, up 53% year-on-year, reflecting the sharp drop in April 2025 following SDLT threshold changes (HMRC).

Demand

There were 65,945 mortgage approvals in April, up 3% on March and 8% higher than a year ago (Bank of England).

Investment

The average void period increased from 22 to 24 days in April (Goodlord).

Want to Know More?

CAMERON WATKINS
Senior Sales Manager

01993684793
witney.sales@chancellors.co.uk
chancellors.co.uk
14 Corn Street, Witney, OX28 6BL

We'd love to hear from you at our branch. Get in touch!

Disclaimer: This report is produced for general information only. Whilst every effort has been made to ensure the accuracy of this publication, PriceHubble accepts no liability for any loss or damage of any nature arising from its use. At all times the content remains the property of PriceHubble under copyright and reproduction of all or part of it in any form is prohibited without written permission from PriceHubble. Published on 2026-06-08.