

# Sales Market

## Chipping Norton

Chancellors

As part of our customer service promise, we invest time and energy into helping our clients make informed decisions. Our market reports take an analytical approach in presenting latest insight on the UK property market, with a more detailed focus on the Chipping Norton market. Talk to us to learn more.

SIMON CAPEL | SALES MANAGER



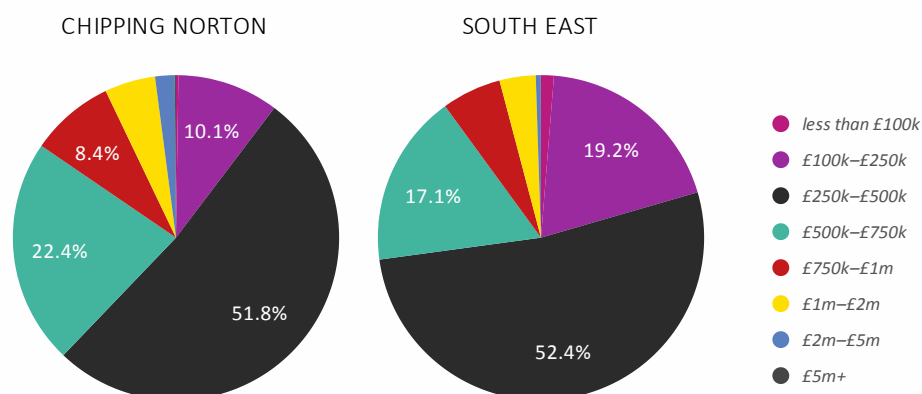
### Chipping Norton | Sales Prices

#### SALES BY PROPERTY TYPE

	Detached	Semi-detached	Terraced	Flat/Apartment
<b>Number of sales</b> last 12 months	<b>375</b>	<b>229</b>	<b>210</b>	<b>60</b>
<b>Average price achieved</b> last 12 months	<b>£632,185</b>	<b>£404,544</b>	<b>£352,467</b>	<b>£218,766</b>
<b>Average price change</b> per square foot				
1 year	<b>-1%</b>	<b>1.9%</b>	<b>0.5%</b>	<b>2.7%</b>
5 years	<b>20.6%</b>	<b>19.3%</b>	<b>21.1%</b>	<b>7.5%</b>
10 years	<b>42.6%</b>	<b>36.3%</b>	<b>39.3%</b>	<b>23.5%</b>

Source: Dataloft by PriceHubble, Land Registry, MHCLG

#### SALES BY PRICE BAND OVER THE LAST 12 MONTHS



#### Local Summary

Over the last 12 months the average sales price in **Chipping Norton** was **£455,676**. The average price on a per square foot basis was **£409**.

The highest value recorded by the Land Registry over the past 12 months was **£850,000** for a flat and **£4,500,000** for a house.

Source: Dataloft by PriceHubble, Land Registry, MHCLG

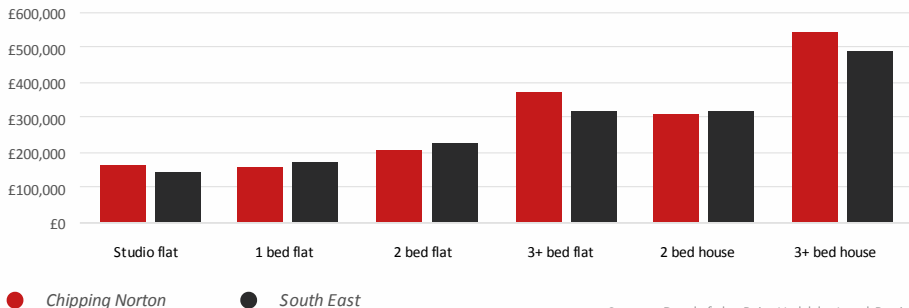
# Sales Market

## Chipping Norton

Chancellors

### Chipping Norton | Sales Prices

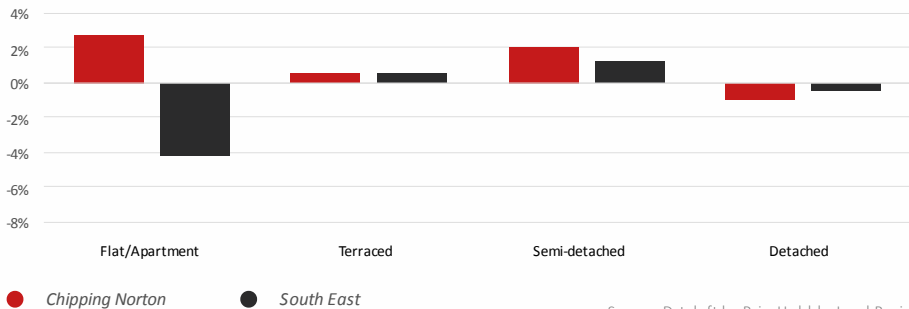
#### AVERAGE PRICES BY BEDROOM OVER THE LAST 12 MONTHS



Source: Dataloft by PriceHubble, Land Registry

#### ANNUAL CHANGE IN AVERAGE PRICE BY PROPERTY TYPE OVER THE LAST 12 MONTHS

Price per square foot



Source: Dataloft by PriceHubble, Land Registry

#### KEY MARKET METRICS OVER THE LAST 12 MONTHS

	Average Values	Change [%]	Number of Transactions	Change [%]
Chipping Norton	£455,676	1.4%	874	-25.4%
South East	£373,605	-0.7%	108,110	-29%
England & Wales	£278,242	-1.5%	692,869	-28.6%

Source: Dataloft by PriceHubble, Land Registry, MHCLG

### National Market

#### House prices

Over the last 12 months the average sales price in Chipping Norton was **£455,676**. the total value of sales was **£480m**.

#### Economy

The Bank of England held interest rates at 3.75% in April, as uncertainty over the Iran war continues.

#### Transactions

There were 101,030 transactions in April, up 53% year-on-year, reflecting the sharp drop in April 2025 following SDLT threshold changes (HMRC).

#### Demand

There were 65,945 mortgage approvals in April, up 3% on March and 8% higher than a year ago (Bank of England).

#### Investment

The average void period increased from 22 to 24 days in April (Goodlord).

#### Want to Know More?



**SIMON CAPEL**  
Sales Manager

01608544572  
chippingnorton.sales@chancellors.co.uk  
chancellors.co.uk  
7 Market Place, Chipping Norton, OX7 5NA

We'd love to hear from you at our branch. Get in touch!

