

# Sales Market

Richmond upon Thames

Chancellors

As part of our customer service promise, we invest time and energy into helping our clients make informed decisions. Our market reports take an analytical approach in presenting latest insight on the UK property market, with a more detailed focus on the Richmond upon Thames market. Talk to us to learn more.



SEPTIMUS BRISTO | SALES MANAGER

## Richmond upon Thames | Sales Prices

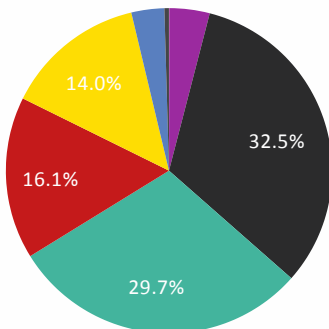
### SALES BY PROPERTY TYPE

	Detached	Semi-detached	Terraced	Flat/Apartment
<b>Number of sales</b> last 12 months	113	411	603	837
<b>Average price achieved</b> last 12 months	£1,267,046	£855,465	£750,116	£410,441
<b>Average price change</b> per square foot				
1 year	-5.6%	1.3%	1.6%	-1.7%
5 years	9.9%	9.2%	9.1%	1.3%
10 years	23.8%	25.5%	23%	4.6%

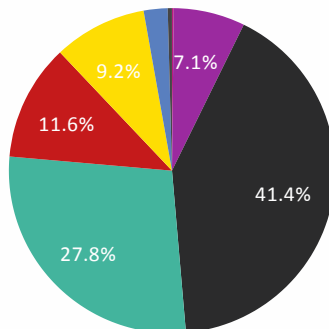
Source: Dataloft by PriceHubble, Land Registry, MHCLG

### SALES BY PRICE BAND OVER THE LAST 12 MONTHS

RICHMOND UPON THAMES



GREATER LONDON



- less than £100k
- £100k-£250k
- £250k-£500k
- £500k-£750k
- £750k-£1m
- £1m-£2m
- £2m-£5m
- £5m+

Source: Dataloft by PriceHubble, Land Registry, MHCLG

### Local Summary

Over the last 12 months the average sales price in **Richmond upon Thames** was **£614,492**. The average price on a per square foot basis was **£683**.

The highest value recorded by the Land Registry over the past 12 months was **£2,720,000** for a flat and **£7,950,000** for a house.

# Sales Market

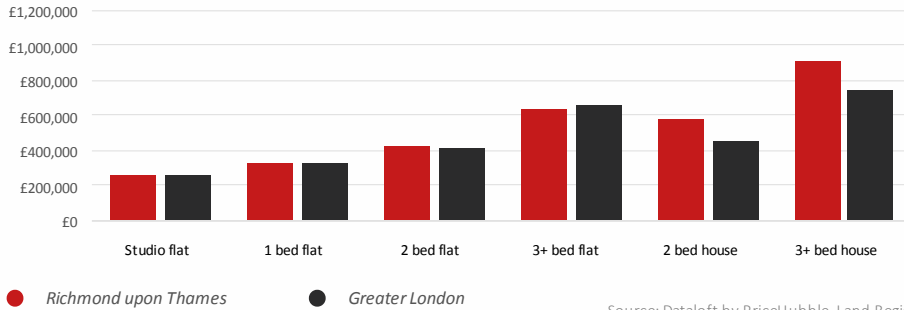
Richmond upon Thames

Chancellors

## Richmond upon Thames | Sales Prices

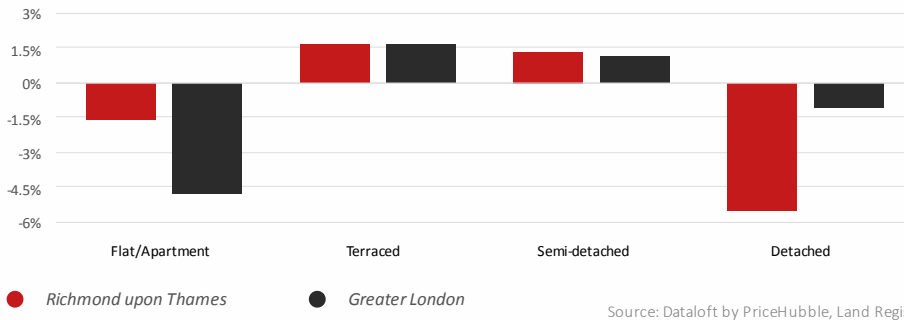
## National Market

### AVERAGE PRICES BY BEDROOM OVER THE LAST 12 MONTHS



### ANNUAL CHANGE IN AVERAGE PRICE BY PROPERTY TYPE OVER THE LAST 12 MONTHS

Price per square foot



### KEY MARKET METRICS OVER THE LAST 12 MONTHS

	Average Values	Change [%]	Number of Transactions	Change [%]
Richmond upon Thames	£614,492	0.2%	1,964	-35.2%
Greater London	£532,001	-2%	69,567	-37.2%
England & Wales	£278,242	-1.5%	692,869	-28.6%

Source: Dataloft by PriceHubble, Land Registry, MHCLG

### House prices

Over the last 12 months the average sales price in Richmond upon Thames was **£614,492**. The total value of sales was **£1.43bn**.

### Economy

The Bank of England held interest rates at 3.75% in April, as uncertainty over the Iran war continues.

### Transactions

There were 101,030 transactions in April, up 53% year-on-year, reflecting the sharp drop in April 2025 following SDLT threshold changes (HMRC).

### Demand

There were 65,945 mortgage approvals in April, up 3% on March and 8% higher than a year ago (Bank of England).

### Investment

The average void period increased from 22 to 24 days in April (Goodlord).

### Want to Know More?



SEPTIMUS BRISTO

Sales Manager

02036218067

richmond.sales@chancellors.co.uk

chancellors.co.uk

23 The Quadrant, Richmond, TW9 1BP

We'd love to hear from you at our branch. Get in touch!

