

# Sales Market

Swindon

Chancellors

As part of our customer service promise, we invest time and energy into helping our clients make informed decisions. Our market reports take an analytical approach in presenting latest insight on the UK property market, with a more detailed focus on the Swindon market. Talk to us to learn more.



CATHERINE WRIGHT | ASSISTANT SALES MANAGER

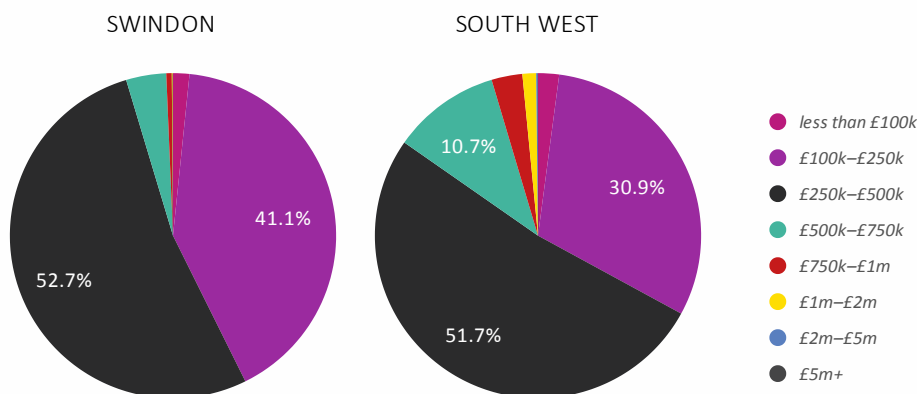
## Swindon | Sales Prices

### SALES BY PROPERTY TYPE

	Detached	Semi-detached	Terraced	Flat/Apartment
<b>Number of sales</b> <i>last 12 months</i>	521	731	1,047	414
<b>Average price achieved</b> <i>last 12 months</i>	£418,574	£291,149	£239,395	£140,270
<b>Average price change</b> <i>per square foot</i>				
1 year	3%	2.9%	1%	0.3%
5 years	18.4%	18.6%	24.1%	2.2%
10 years	41.4%	41.6%	43.9%	17.8%

Source: Dataloft by PriceHubble, Land Registry, MHCLG

### SALES BY PRICE BAND OVER THE LAST 12 MONTHS



Source: Dataloft by PriceHubble, Land Registry, MHCLG

### Local Summary

Over the last 12 months the average sales price in **Swindon** was **£260,398**. The average price on a per square foot basis was **£293**.

The highest value recorded by the Land Registry over the past 12 months was **£337,000** for a flat and **£1,700,000** for a house.

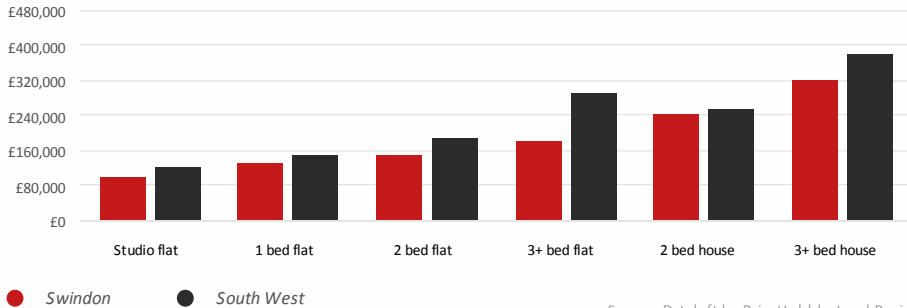
# Sales Market

Swindon

Chancellors

## Swindon | Sales Prices

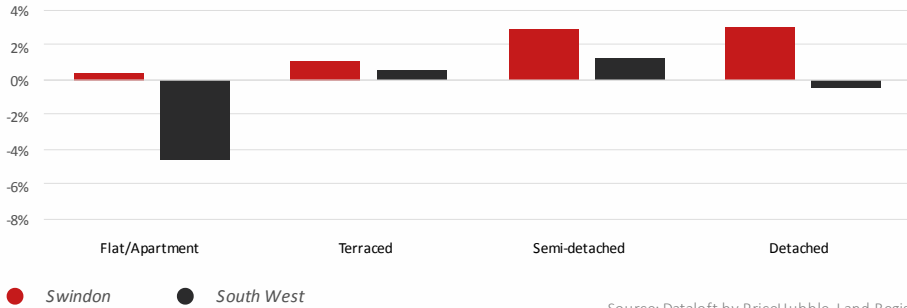
### AVERAGE PRICES BY BEDROOM OVER THE LAST 12 MONTHS



Source: Dataloft by PriceHubble, Land Registry

### ANNUAL CHANGE IN AVERAGE PRICE BY PROPERTY TYPE OVER THE LAST 12 MONTHS

Price per square foot



Source: Dataloft by PriceHubble, Land Registry

### KEY MARKET METRICS OVER THE LAST 12 MONTHS

	Average Values	Change [%]	Number of Transactions	Change [%]
Swindon	£260,398	1.3%	2,713	-27%
South West	£304,638	-0.7%	72,636	-26.8%
England & Wales	£278,242	-1.5%	692,869	-28.6%

Source: Dataloft by PriceHubble, Land Registry, MHCLG

## National Market

### House prices

Over the last 12 months the average sales price in Swindon was **£260,398**. the total value of sales was **£743m**.

### Economy

The Bank of England held interest rates at 3.75% in April, as uncertainty over the Iran war continues.

### Transactions

There were 101,030 transactions in April, up 53% year-on-year, reflecting the sharp drop in April 2025 following SDLT threshold changes (HMRC).

### Demand

There were 65,945 mortgage approvals in April, up 3% on March and 8% higher than a year ago (Bank of England).

### Investment

The average void period increased from 22 to 24 days in April (Goodlord).

## Want to Know More?



CATHERINE WRIGHT

Assistant Sales Manager

01793296867

swindon.sales@chancellors.co.uk

chancellors.co.uk

128 Commercial Road, Swindon, SN1 5PL

We'd love to hear from you at our branch. Get in touch!

