

# Sales Market

## Notting Hill

Chancellors





As part of our customer service promise, we invest time and energy into helping our clients make informed decisions. Our market reports take an analytical approach in presenting latest insight on the UK property market, with a more detailed focus on the Notting Hill market. Talk to us to learn more.

ALEXANDER RAGHEB | SALES MANAGER



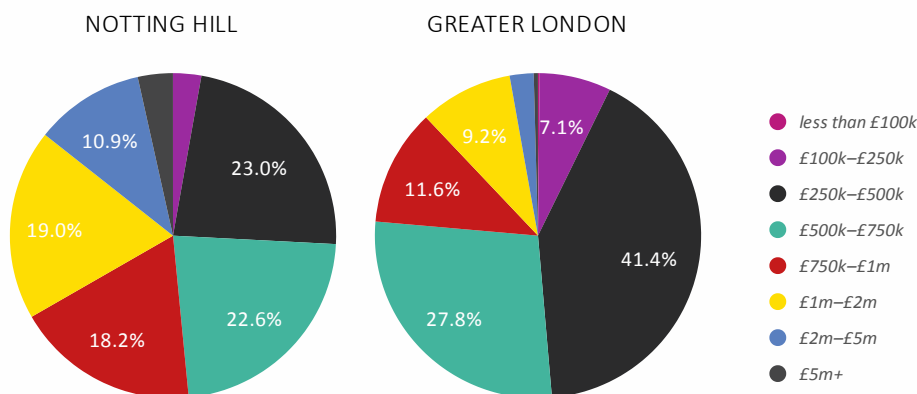
### Notting Hill | Sales Prices

#### SALES BY PROPERTY TYPE

	Detached	Semi-detached	Terraced	Flat/Apartment
				
<b>Number of sales</b> last 12 months	<b>13</b>	<b>48</b>	<b>346</b>	<b>1,091</b>
<b>Average price achieved</b> last 12 months	<b>£2,672,360</b>	<b>£1,623,947</b>	<b>£1,508,271</b>	<b>£670,642</b>
<b>Average price change</b> per square foot	<b>1 year</b>	<b>-6%</b>	<b>2.1%</b>	<b>-7.4%</b>
	<b>5 years</b>	<b>-0.7%</b>	<b>3.8%</b>	<b>-14.4%</b>
	<b>10 years</b>	<b>-35%</b>	<b>-13.5%</b>	<b>-11.7%</b>

Source: Dataloft by PriceHubble, Land Registry, MHCLG

#### SALES BY PRICE BAND OVER THE LAST 12 MONTHS



Source: Dataloft by PriceHubble, Land Registry, MHCLG

#### Local Summary

Over the last 12 months the average sales price in **Notting Hill** was **£843,099**. The average price on a per square foot basis was **£1,002**.

The highest value recorded by the Land Registry over the past 12 months was **£12,950,000** for a flat and **£41,000,000** for a house.

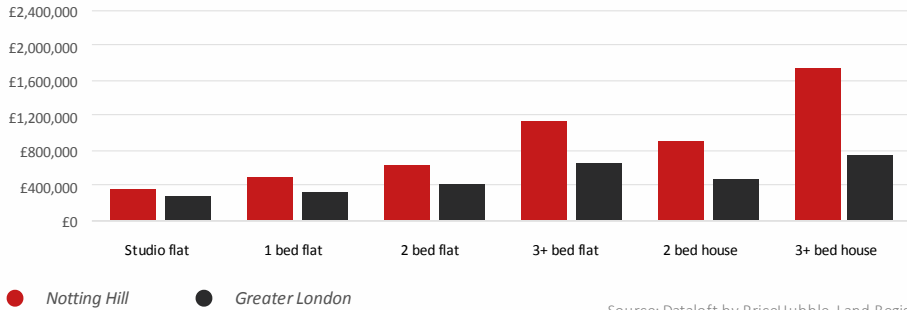
# Sales Market

## Notting Hill

Chancellors

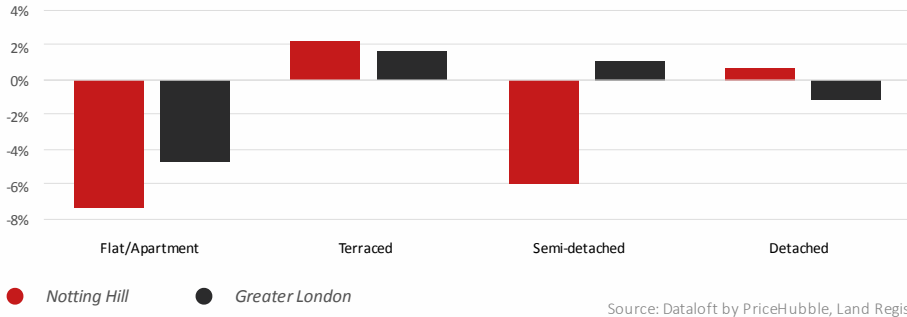
### Notting Hill | Sales Prices

#### AVERAGE PRICES BY BEDROOM OVER THE LAST 12 MONTHS



#### ANNUAL CHANGE IN AVERAGE PRICE BY PROPERTY TYPE OVER THE LAST 12 MONTHS

Price per square foot



#### KEY MARKET METRICS OVER THE LAST 12 MONTHS

	Average Values	Change [%]	Number of Transactions	Change [%]
Notting Hill	€843,099	-5%	1,498	-40.6%
Greater London	€532,001	-2%	69,567	-37.2%
England & Wales	€278,242	-1.5%	692,869	-28.6%

Source: Dataloft by PriceHubble, Land Registry, MHCLG

### National Market

#### House prices

Over the last 12 months the average sales price in Notting Hill was **€843,099**. the total value of sales was **€1.81bn**.

#### Economy

The Bank of England held interest rates at 3.75% in April, as uncertainty over the Iran war continues.

#### Transactions

There were 101,030 transactions in April, up 53% year-on-year, reflecting the sharp drop in April 2025 following SDLT threshold changes (HMRC).

#### Demand

There were 65,945 mortgage approvals in April, up 3% on March and 8% higher than a year ago (Bank of England).

#### Investment

The average void period increased from 22 to 24 days in April (Goodlord).

#### Want to Know More?



ALEXANDER RAGHEB  
Sales Manager

02036218060  
nottinghill.sales@chancellors.co.uk  
chancellors.co.uk  
15 Notting Hill Gate, London, W11 3JQ

We'd love to hear from you at our branch. Get in touch!

