

# Lettings Market

Ascot

Chancellors

As part of our customer service promise, we invest time and energy into helping our clients make informed decisions. Our market reports take an analytical approach in presenting latest insight on the UK property market, with a more detailed focus on the Ascot market. Talk to us to learn more.



**HAZEM MOHAMMED-HUSSIN** | LETTINGS MANAGER

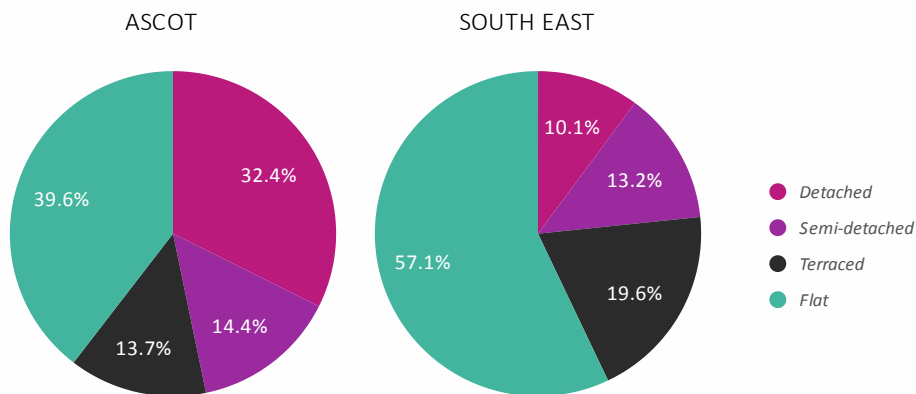
## Ascot | Lettings Prices

### LETS BY PROPERTY TYPE

	Detached	Semi-detached	Terraced	Flat/Apartment
<b>Proportion of lets last 12 months</b>	32.4%	14.4%	13.7%	39.6%
<b>Average price achieved last 12 months</b>	£4,080	£2,079	£1,844	£1,874
<b>Average price change per square foot</b>				
1 year	10%	0.7%	7.7%	0.2%
3 years	-4.9%	7.9%	22.6%	2.9%
6 years	29.8%	35.2%	49.6%	27.1%

Source: Dataloft Rental Market Analytics by PriceHubble

### PROFILE OF HOMES LET OVER THE LAST 12 MONTHS



Source: Dataloft Rental Market Analytics by PriceHubble

### Local Summary

**Over the last 12 months** the average rent achieved for homes let in Ascot was £2,434 per month. This is a 3% change on the previous 12 month period.

40% of homes let in the past 12 months were flats, achieving an average rental value of £1,874 per month. Houses achieved an average rent of £2,904 per month.

30% of renters are aged between 40 and 49.

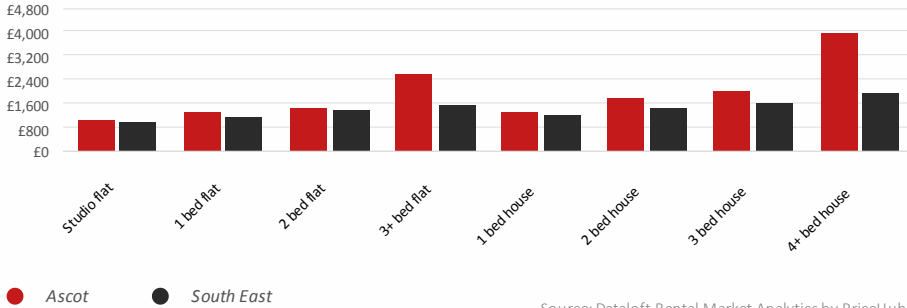
# Lettings Market

Ascot

Chancellors

## Ascot | Lettings Prices

### AVERAGE MONTHLY RENT BY BEDROOM OVER THE LAST 12 MONTHS



## National Market

### Rental market

The average void period increased from 22 to 24 days in April (Goodlord).

Rents are forecast to increase by 3-4% over 2025 as slower growth in large cities is offset by faster growth in more affordable markets (Zoopla).

The average rent in May was £1,340, up 2.5% year on year (HomeLet).

### Economy

The Bank of England held interest rates at 3.75% in April, as uncertainty over the Iran war continues.

Monthly GDP grew by 0.3% in March, following a growth of 0.4% in February (ONS).

CPI inflation rose by 2.8% in the 12 months to April, down from 3.3% in March (ONS).

### ASCOT GROSS YIELDS

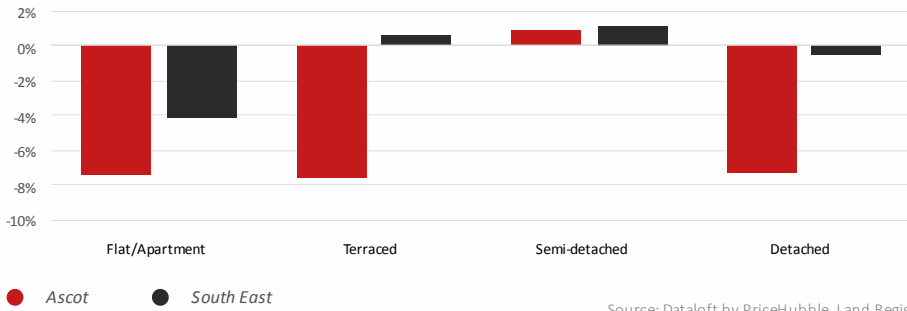
OVER THE LAST 12 MONTHS AVERAGE

All properties **4.8%**      Flats **5.6%**      Houses **4.6%**

## Ascot | Sales and Prices

### ANNUAL CHANGE IN AVERAGE PRICE BY PROPERTY TYPE OVER THE LAST 12 MONTHS

Price per square foot



## Want to Know More?



**HAZEM MOHAMMED-HUSSIN**

Lettings Manager

01344377351

ascot.lettings@chancellors.co.uk

chancellors.co.uk

31 High Street, Ascot, SL5 7HG

We'd love to hear from you at our branch. Get in touch!

